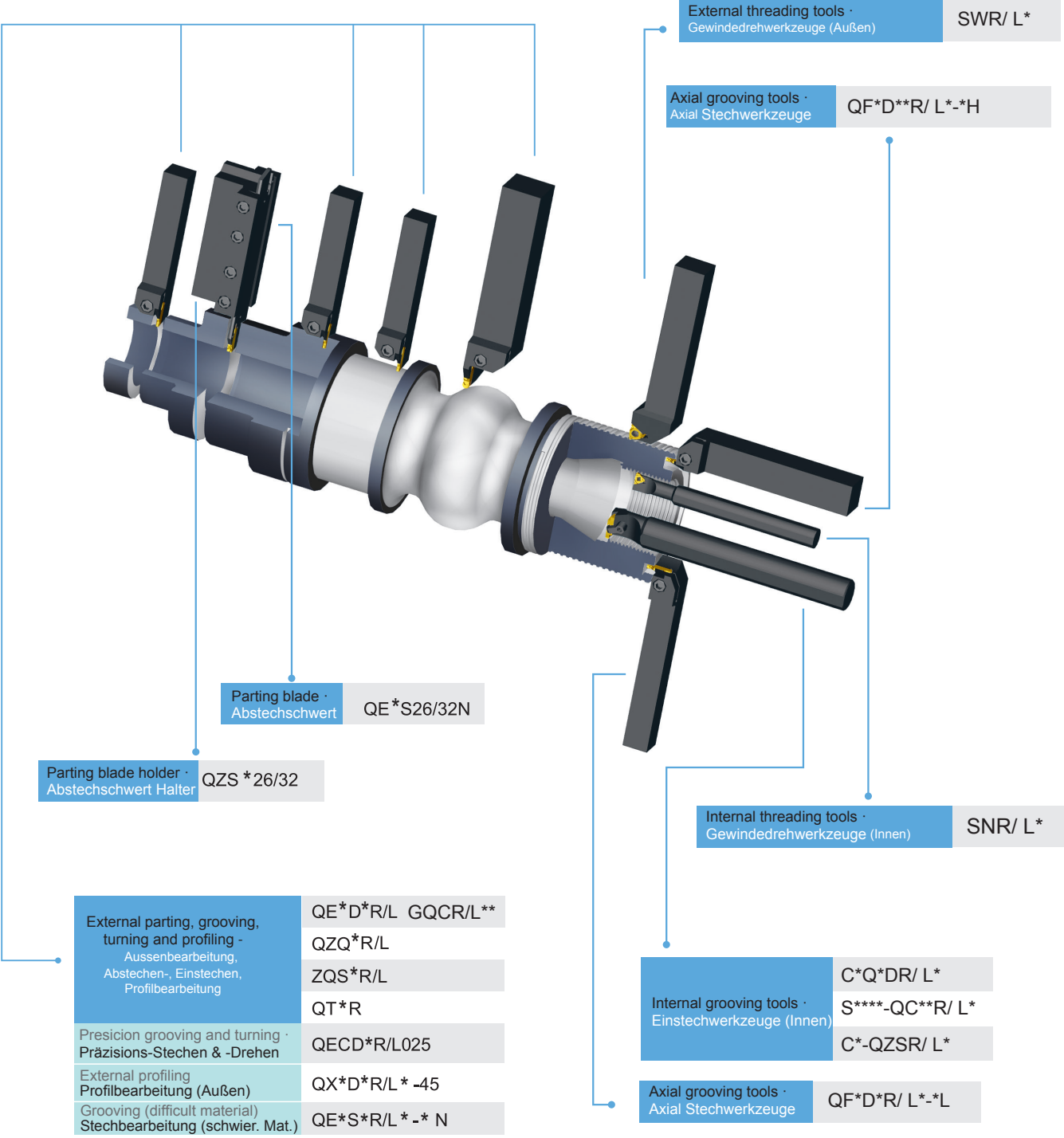


Turning · Drehen

Application of turning tools · Anwendung von Drehwerkzeugen

● Parting, Grooving and Threading Tools · Abstech-, Einstech-, und Gewindewerkzeuge



A
 General Turning
 Allgemeine Drehbearbeitung

Turning · Drehen

External Turning Tools · Drehwerkzeuge zur Außenbearbeitung

Turning tools overview · Drehwerkzeuge Übersicht **A166-A169**

Turning tools code key · ISO Kennzeichnung **A170-A171**

**Detailed table of external turning tools
Drehwerkzeuge zur Außenbearbeitung** **A172-A226**

Turning toolholders by D type clamping · Drehwerkzeuge / D Klemmung A173-A179

Turning toolholders by P type clamping · Drehwerkzeuge / P Klemmung A180-A191

Turning toolholders by M type clamping · Drehwerkzeuge / M Klemmung A192-A207

Turning toolholders by S type clamping · Drehwerkzeuge / S Klemmung A208-A225

Turning toolholders by C type clamping · Drehwerkzeuge / C Klemmung A226

**Detailed table of external turning tools (Ceramic)
Drehwerkzeuge zur Außenbearbeitung für Keramik WSP** **A227-A232**

Turning · Drehen

External turning tools Overview · Drehwerkzeuge zur Außenbearbeitung Übersicht

Clamping system Klemmsystem	Tool Type Werkzeug Typ	Approach angle Einstellwinkel	Turning Application · Anwendung						Workpiece · Werkstück		Page · Seite
			External turning Außenbearbeit.	Facing Planbearbeit.	Ext., turning & facing · Außen- & Planbearbeit.	Profiling Profilbearbeit.	Profiling Profilbearbeit.	Profiling Profilbearbeit.	Stable Stabil	Unstable Instabil	
											
D	 DCLNR/L	95			✓				✓		A173
	 DDJNR/L	93					✓		✓		A174
	 DSBNR/L	75	✓						✓		A175
	 DTGNR/L	91	✓						✓		A176
	 DVVNN	72.5						✓	✓		A177
	 DVJNR/L	93					✓		✓		A178
	 DWLNR/L	95			✓				✓		A179
P	 PCBNR/L	75	✓						✓		A180
	 PCLNR/L	95			✓				✓		A181
	 PDJNR/L	93					✓		✓	✓	A182
	 PDNNR/L	63						✓	✓		A183
	 PSBNR/L	75	✓						✓		A184
	 PSDNN	45						✓	✓		A185
	 PSKNR/L	75		✓					✓		A186
	 PSSNR/L	45	✓						✓		A187

✓ Recommended · Empfehlung

External turning tools Overview · Drehwerkzeuge zur Außenbearbeitung Übersicht

Clamping system Klemmsystem	Tool Type Werkzeug Typ	Approach angle Einstellwinkel	Turning Application · Anwendung						Workpiece · Werkstück		Page · Seite
			External turning Außenbearbeit.	Facing Planbearbeit.	Ext., turning & facing · Außen- & Planbearbeit.	Profiling Profilbearbeit.	Profiling Profilbearbeit.	Profiling Profilbearbeit.	Stable Stabil	Unstable Instabil	
P	PTFNR/ L 	90		✓					✓	✓	A188
	PTTNR/ L 	60	✓						✓		A189
	PTGNR/ L 	90	✓						✓	✓	A190
	PWLN/ L 	95			✓				✓		A191
M	MCBNR/ L 	75	✓						✓		A192
	MCLNR/ L 	95			✓				✓		A193
	MDJNR/ L 	93					✓		✓	✓	A194
	MDPNN 	62.5						✓	✓		A195
	MSBNR/ L 	75	✓						✓		A196
	MSRNR/ L 	75	✓						✓		A197
	MSKNR/ L 	75		✓					✓		A198
	MSDNN 	45						✓	✓		A199
	MTGNR/ L 	90	✓						✓	✓	A200
	MTJNR/ L 	93	✓						✓		A201
	MTJNR/L-Z 	93			✓			✓	✓		A202

✓ Recommended · Empfehlung

A

General Turning
Allgemeine Drehbearbeitung

Turning · Drehen

External turning tools Overview · Drehwerkzeuge zur Außenbearbeitung Übersicht

A

General Turning
Allgemeine Drehbearbeitung

Clamping system Klemmsystem	Tool Type Werkzeug Typ	Approach angle Einstellwinkel	Turning Application · Anwendung						Workpiece · Werkstück		Page · Seite
			External turning Außenbearbeit.	Facing Planbearbeit.	Ext., turning & facing · Außen- & Planbearbeit.	Profiling Profilbearbeit.	Profiling Profilbearbeit.	Profiling Profilbearbeit.	Stable Stabil	Unstable Instabil	
											
M	MTFNR/ L 	90		✓					✓		A203
	MVVNN 	72.5						✓	✓		A204
	MVJNR/ L 	93					✓		✓	✓	A205
	MWLN/ L 	95			✓				✓		A206
	MRGNR/ L 	-				✓			✓		A207
	MRDNN 	-						✓	✓		A207
S	SCACR/ L 	90	✓						✓	✓	A208
	SCLCR/ L 	95			✓				✓	✓	A209
	SDACR/ L 	90					✓		✓	✓	A210
	SDJCR/ L 	93					✓		✓	✓	A211
	SDNCN 	62.5						✓	✓	✓	A212
	SVJBR/ L 	93					✓		✓	✓	A213
	SVABR/ L 	90					✓		✓	✓	A214
	SVVBN 	72.5						✓	✓	✓	A215
	SVVCN 	72.5						✓	✓	✓	A216

✓ Recommended · Empfehlung

Clamping system Klemmsystem	Tool Type Werkzeug Typ	Approach angle Einstellwinkel	Turning Application · Anwendung						Workpiece · Werkstück		Page · Seite
			External turning Außenbearbeit.	Facing Planbearbeit.	Ext., turning & facing · Außen- & Planbearbeit.	Profiling Profilbearbeit.	Profiling Profilbearbeit.	Profiling Profilbearbeit.	Stable Stabil	Unstable Instabil	
S	 SVJCR/ L	93						✓	✓	✓	A217
	 SSBCR/ L	75	✓						✓		A218
	 SSDCN	45						✓	✓		A218
	 SSKCR/ L	75		✓					✓		A219
	 SSSCR/ L	45	✓						✓		A219
	 STACR/ L	90	✓						✓	✓	A220
	 STFCR/ L	91		✓					✓		A220
	 STGCR/ L	91	✓						✓	✓	A221
	 STTCR/ L	60	✓						✓		A222
	 SWACR/ L	90	✓						✓	✓	A223
	 SRDCN	-						✓	✓		A224
	 SRGCR/ L	-				✓			✓		A225
C	 CKJNR/ L	93					✓		✓		A226
	 CKNNR/ L	63						✓	✓		A226




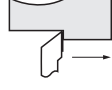



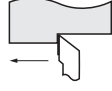



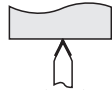




✓ Recommended · Empfehlung

Turning · Drehen

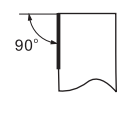
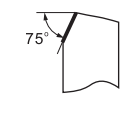
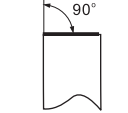
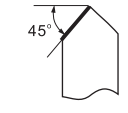
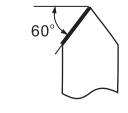
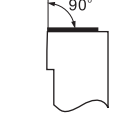
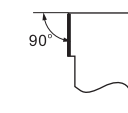
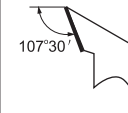

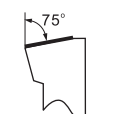
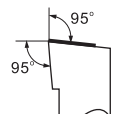
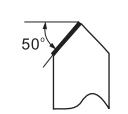
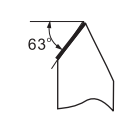
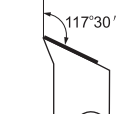

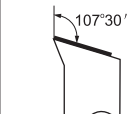
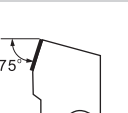
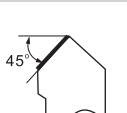
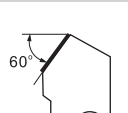
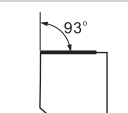
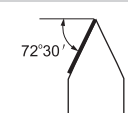
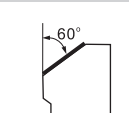
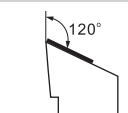
External turning tools Code Key · Drehwerkzeuge zur Außenbearbeitung ISO Kennzeichnung

A

General Turning
Allgemeine Drehbearbeitung

Clamping system <i>Klemmsystem</i>	Insert shape <i>Plattenform</i>		Clearance angle of major cutting edge <i>Freiwinkel der Hauptschneide</i>	Holder execution <i>Halterauführung</i>
P lever lock clamping <i>Kniehebel-Spannsystem</i>	 C	 D	 B	 L
M Screw clamping <i>Schrauben-Spannsystem</i>	 R	 S	 C	 R
S Wedge lock clamping <i>Pratzenkeilklemmung</i>	 T	 V	 D	 N
C Overhead clamping <i>Pratzenklemmung</i>	 W		 E	
D Double clamping <i>Doppelklemmung</i>			 N	
			 P	

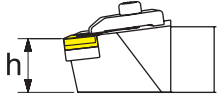
P C L N L

Holder style and lead angle <i>Halteform und Anstellwinkel</i>							
A	B	C	D	E	F	G	H
							
							
							

Turning - Drehen

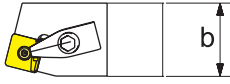
External turning tools Code Key - Drehwerkzeuge zur Außenbearbeitung ISO Kennzeichnung

Height
Schafthöhe



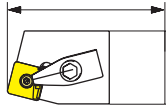
Code	Height Höhe
12	12
16	16
20	20
25	25
32	32
40	40
50	50

Schank width
Schaftbreite








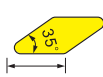

Code	Width Breite
12	12
16	16
20	20
25	25
32	32
40	40
50	50

Tool length
Halterlänge



Code	Length Länge
H	100
K	125
M	150
P	170
Q	180
R	200
S	250
T	300

25 25 M 12

Cutting edge length Schneidkantenlänge							
insert shape Plattenform	C	D	R	S	T	V	W
							
Diameter of incircle Durchmesser (mm)	Cutting edge length / Schneidkantenlänge						
5.556	---	---	---	---	09	---	---
6.350	06	07	---	---	11	---	---
9.525	09	11	09	09	16	16	06
12.700	12	15	12	12	22	22	08
15.875	16	19	15	15	27	---	---
19.050	19	---	19	19	33	---	---
25.400	25	---	25	25	44	---	---
32.000	---	---	32	---	---	---	---

A

General Turning
Allgemeine Drehbearbeitung



Series double clamping toolholder Serie doppel Klemmhalter

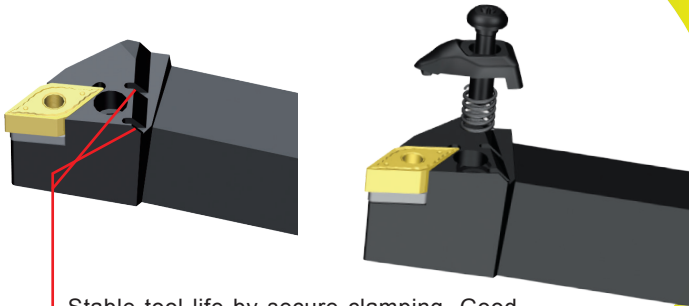
D-Type clamp toolholder

Double clamping system in one operation. The special designed clamping finger enable a stable holding of the inserts, with high accuracy and clamping force for better tool life and higher machining accuracy.

D-Typ Drehhalter

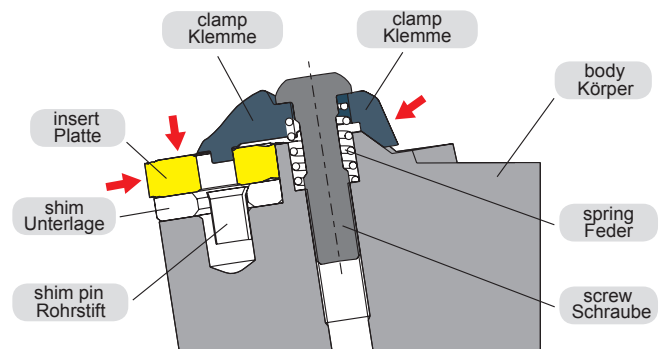
Doppelklemmsystem mit einer Handbewegung. Der speziell designte Spannfinger ermöglicht eine stabile Spannung der Wendeschneidplatten und sorgt für hohe Positioniergenauigkeit und Spannkraft für höhere Standzeiten und Bearbeitungsgenauigkeiten.

Best indexing accuracy, high clamping force.
Hohe Wiederholgenauigkeit, exzellente Klemmkraft.




Stable tool life by secure clamping. Good anti-corrosive and wear-resistance.

Stabile Standzeiten durch sichere Klemmung. Gute Verschleißfestigkeit.




Special clamp nose design for more stability and high clamping accuracy.

Spezielles Spannfingerdesign für mehr Stabilität und Genauigkeit.



special design
spezielles Design

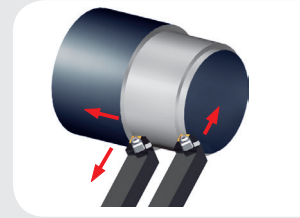
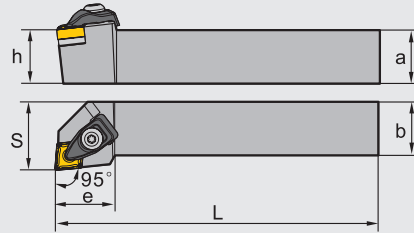
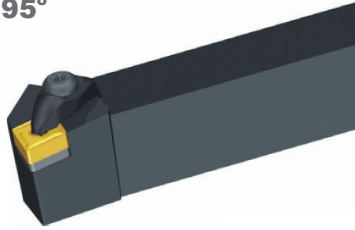
double guiding surface
Doppel-Führungsflächen



CN** Toolholder · Halter

D-Clamping · D-Halter

DCLNR/ L Kr:95°



Type Typ		Stock Lager		Dimension (mm) Abmessung					Screw Schraube	Shim Unterlage	Wrench Schlüssel	Clamp Pratze	Shim pin Rohrstift	Spring Feder	
		R	L	a	b	L	h	s	e						
DCLNR/ L	1616H09	●	○	16	16	100	16	20	24	CM5x22C	C09BM	WH30L	C1RA	SM5 x8.65XA1	SPR6
	2020K09	●	●	20	20	125	20	25	24						
	2525M09	●	●	25	25	150	25	32	24						
	2020K12	●	●	20	20	125	20	25	28	CM6x25C	C12BM	WH40L	C2RA	SM6 x10XA1	SPR4
	2525M12	●	●	25	25	150	25	32	28						
	3225P12	●	●	32	25	170	32	32	28						

Applicable insert
Wendeschneidplatten

Application Anwendung	Finishing Schlichten	Semi-Finishing Mittlere Bearbeitung	Roughing Schruppen	Heavy Duty Schwerzerspannung	Cast iron machining Grauguss-Bearbeit.	PCBN · PCD PCBN · PKD
insert shape Schneidplattenform	DF A60	PM A61	DR Double side doppel seitig A63	HDR A65	Flat Flach A66	Flat Flach A129
	SF A60	DM A62	DR Single side einseitig A63	HPR A65	TC A63	
	EF A60	EM A62	ER Double side doppel seitig A64			
	NF A61	NM A63	ER Single side einseitig A64			
			LR Single side einseitig A64			
Type · Typ	DCLNR/L**H/K/M09	CN**0903**	CN**0903**			
	DCLNR/L**K/M/P12	CN**1204**	CN**1204**	CN**1204**	CN**1204**	CN**1204**

A

General Turning
Allgemeine Drehbearbeitung

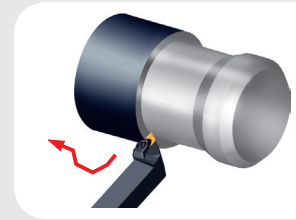
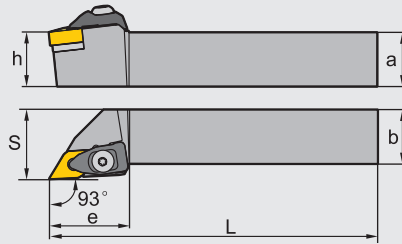

Turning · Drehen

External turning tools · Drehwerkzeuge zur Außenbearbeitung

DN** Toolholder · Halter

















D-Clamping · D-Halter

DDJNR/ L
Kr:93°



Type Typ	Stock Lager	Dimension (mm) Abmessung							Screw Schraube	Shim Unterlage	Wrench Schlüssel	Clamp Pratze	Shim pin Rohrstift	Spring Feder	
		R	L	a	b	L	h	s							e
DDJNR/L	1616H11	○	○	16	16	100	16	20	30	CM5x22C	D11BM	WH30L	C1RA	SM5 × 8.65XA1	SPR6
	2020K11	●	●	20	20	125	20	25	30						
	2525M11	●	●	25	25	150	25	32	30						
	3225P11	○	○	32	25	170	32	32	30	CM6x25C	D15BM	WH40L	C2RA	SM6 × 10XA1	SPR4
	2020K15	●	●	20	20	125	20	25	35						
	2525M15	●	●	25	25	150	25	32	35						
	3232P15	●	●	32	32	170	32	40	35						

Applicable insert
Wendeschneidplatten

Application Anwendung	Finishing Schlichten	Semi-Finishing Mittlere Bearbeitung	Roughing Schruppen	Heavy Duty Schwerzerspannung	Cast iron machining Grauguss-Bearbeit.	PCBN · PCD PCBN · PKD
insert shape Schneidplattenform	DF  A67	PM  A69	DR Double side doppelseitig  A70	HDR  A72	Flat Flach  A71	Flat Flach  A130
	SF  A67	DM  A69	DR Single side einseitig  A72			
	EF  A68	EM  A70	ER Double side doppelseitig  A70			
	NF  A68	NM  A70	ER Single side einseitig  A72			
			LR Single side einseitig  A72			
Type · Typ	DDJNR/L**H/K/M/P11	DN**1104**	DN**1104**		DN**1104**	
	DDJNR/L**K/M/P15	DN**1506**	DN**1506**	DN**1506**	DN**1506**	DN**1506**

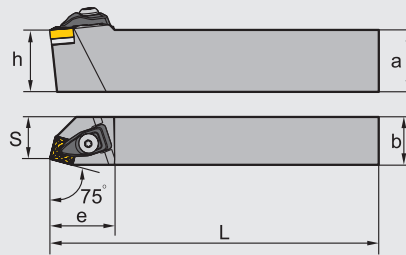
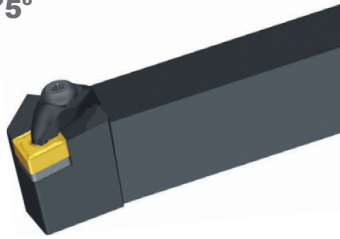
● ex stock · ab Lager ○ on demand · Anfrage







SN** Toolholder · Halter

D-Clamping · D-Halter


















DSBNR/ L

Kr:75°



Type Typ		Stock Lager		Dimension (mm) Abmessung					Screw Schraube	Shim Unterlage	Wrench Schlüssel	Clamp Pratze	Shim pin Rohrstift	Spring Feder	
		R	L	a	b	L	h	s	e						
DSBNR/L	1616H09	●	○	16	16	100	16	13	26	CM5x22C	S09BM	WH30L	C1RA	SM5 × 8.65XA1	SPR6
	2020K12	●	●	20	20	125	20	17	34						
	2525M12	●	●	25	25	150	25	22	34	CM6x25C	S12BM	WH40L	C2RA	SM6 × 10XA1	SPR4
	3225P12	●	●	32	25	170	32	22	34						
	3232P15	●	●	32	32	170	32	27	41	CM6x25C	S15BM	WH40L	C3RA	SM6 × 10XA2	SPR4

Applicable insert
Wendeschneidplatten

Application Anwendung	Finishing Schlichten	Semi-Finishing Mittlere Bearbeitung	Roughing Schruppen	Heavy Duty Schwerzerspanung	Cast iron machining Grauguss-Bearbeit.	PCBN · PCD PCBN · PKD
insert shape Schneidplattenform	DF  A73	PM  A74	DR Double side doppel seitig  A76	HDR  A78	Flat Flach  A80	Flat Flach  A131
	EF  A73	DM  A75	DR Single side einseitig  A77	HPR  A78	TC  A75	
	SF  A74	EM  A75	ER Double side doppel seitig  A76			
		NM  A76	ER Single side einseitig  A78			
			LR Single side einseitig  A77			
Type · Typ	DSBNR/L**H09	SN**0903**	SN**0903**		SN**0903**	
	DSBNR/L**K/M/P12	SN**1204**	SN**1204**	SN**1204**	SN**1204**	SN**1204**
	DSBNR/L**P15	SN**1506**	SN**1506**	SN**1506**	SN**1506**	SN**1506**

A

General Turning
Allgemeine Drehbearbeitung

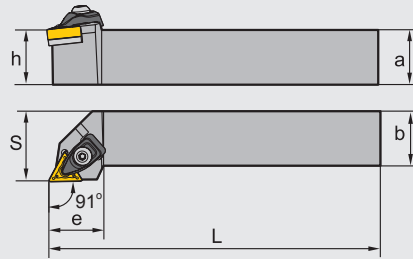
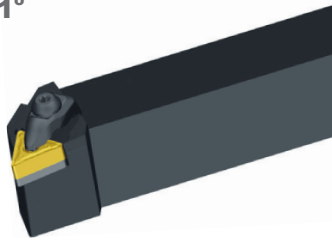
Turning · Drehen







External turning tools · Drehwerkzeuge zur Außenbearbeitung

TN** Toolholder · Halter















D-Clamping · D-Halter

DTGNR/ L
Kr:91°



Type Typ		Stock Lager		Dimension (mm) Abmessung						Screw Schraube	Shim Unterlage	Wrench Schlüssel	Clamp Pratze	Shim pin Rohrstift	Spring Feder
		R	L	a	b	L	h	s	e						
DTGNR/L	1616H16	●	●	16	16	100	16	20	25						
	2020K16	●	●	20	20	125	20	25	25	CM5x22C	T16BM	WH30L	C1RA	SM5 × 8.65XA1	SPR6
	2525M16	●	●	25	25	150	25	32	25						

Applicable insert
Wendeschneidplatten

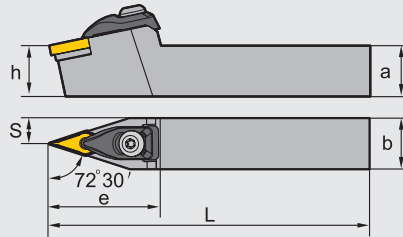
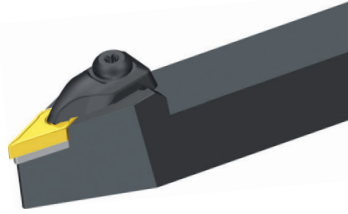
Application Anwendung	Finishing Schlichten	Semi-Finishing Mittlere Bearbeitung	Roughing Schruppen	Heavy Duty Schwermzerspanung	Cast iron machining Grauguss-Bearbeit.	PCBN · PCD PCBN · PKD
insert shape Schneidplattenform	DF  A82	PM  A83	DR Double side doppel seitig  A84	HDR  A86	 A87	 A132
	SF  A82	DM  A83	DR Single side einseitig  A85		TC  A84	
	EF  A82	EM  A84	ER Double side doppel seitig  A85			
			LR Single side einseitig  A85			
Type · Typ	DTGNR/L**H/K/M16	TN**1604**	TN**1604**	TN**1604**	TN**1604**	TN**1604**

● ex stock · ab Lager ○ on demand · Anfrage

VN** Toolholder · Halter









D-Clamping · D-Halter

DVVNN
Kr:72°30'



Type Typ		Stock Lager	Dimension (mm) Abmessung					Screw Schraube	Shim Unterlage	Wrench Schlüssel	Clamp Pratze	Shim pin Rohrstift	Spring Feder	
			N	a	b	L	h							s
DVVNN	2020K16	●	20	20	125	20	10	44	CM5×22C	V16BM	WH30L	C6RA	SM5 × 8.65XA1	SPR6
	2525M16	●	25	25	150	25	12.5	44						

Applicable insert
Wendeschneidplatten

Application Anwendung	Finishing Schichten		Semi-Finishing Mittlere Bearbeitung		PCBN · PCD PCBN · PKD			
	DF	EF	SF	NF	PM	DM	EM	NM
insert shape Schneidplattenform								
	A88	A88	A88	A88	A89	A89	A89	A89
Type · Typ	VN**1604**		VN**1604**		VN**1604**		VN**1604**	

A

General Turning
Allgemeine Drehbearbeitung

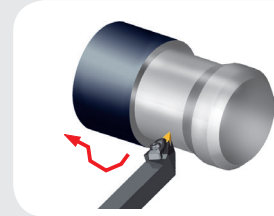
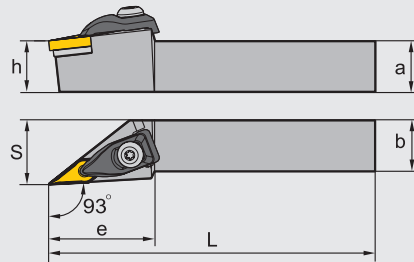
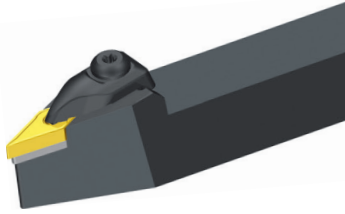
Turning · Drehen







External turning tools · Drehwerkzeuge zur Außenbearbeitung

VN** Toolholder · Halter










D-Clamping · D-Halter

DVJNR/L
Kr:93°



Type Typ		Stock Lager		Dimension (mm) Abmessung						Screw Schraube	Shim Unterlage	Wrench Schlüssel	Clamp Pratze	Shim pin Rohrstift	Spring Feder
		R	L	a	b	L	h	s	e						
DVJNR/L	2020K16	●	●	20	20	125	20	25	41	CM5×22C	V16BM	WH30L	C6RA	SM5 × 8.65XA1	SPR6
	2525M16	●	●	25	25	150	25	32	41						

Applicable insert
Wendeschneidplatten

Application Anwendung	Finishing Schichten	Semi-Finishing Mittlere Bearbeitung	PCBN · PCD PCBN · PKD	
insert shape Schneidplattenform	DF  A88	PM  A89	 A133	
	EF  A88	DM  A89		
	SF  A88	EM  A89		
	NF  A88	NM  A89		
Type · Typ	DVVNN**K/M16	VN**1604**	VN**1604**	VN**1604**

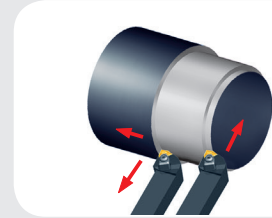
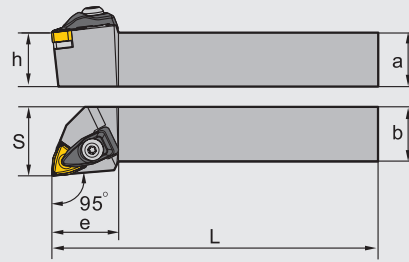
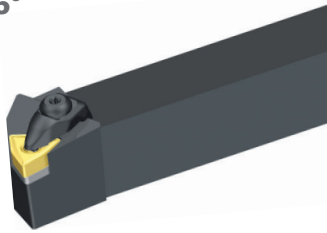
● ex stock · ab Lager ○ on demand · Anfrage

WN** Toolholder · Halter

D-Clamping · D-Halter












DWLNR/ L

Kr:95°



Type Typ		Stock Lager		Dimension (mm) Abmessung					Screw Schraube	Shim Unterlage	Wrench Schlüssel	Clamp Pratze	Shim pin Rohrstift	Spring Feder	
		R	L	a	b	L	h	s							e
DWLNR/L	1616H06	●	●	16	16	100	16	20	24	CM5×22C	W06BM	WH30L	C1RA	SM5 × 8 .65XA1	SPR6
	2020K06	●	●	20	20	125	20	25	24						
	2525M06	●	●	25	25	150	25	32	24						
	2020K08	●	●	20	20	125	20	25	31	CM6×25C	W08BM	WH40L	C2RA	SM6 × 10XA1	SPR4
	2525M08	●	●	25	25	150	25	32	31						
	3225P08	●	●	32	25	170	32	32	31						

Applicable insert
Wendeschneidplatten

Application Anwendung		Finishing Schlichten		Semi-Finishing Mittlere Bearbeitung		Roughing Schruppen		Cast iron machining Grauguss Bearbeit.				
insert shape Schneidplattenform	DF		A90	PM		A92	DR Double side doppel seitig		A93	Flat Flach		A93
	SF		A91	DM		A92				TC		A93
	EF		A91	EM		A92						
	NF		A91	NM		A92						
Type · Typ	DWLNR/L**H/K/M06	WN**0604**		WN**0604**		WN**0604**		WN**0604**				
	DWLNR/L**K/M/P08	WN**0804**		WN**0804**		WN**0804**		WN**0804**				

A

General Turning
Allgemeine Drehbearbeitung

Turning · Drehen

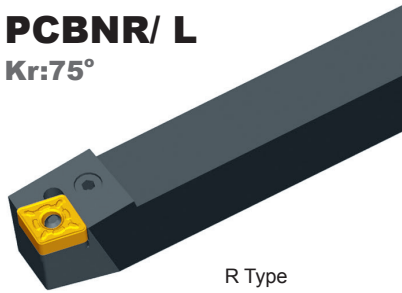
External turning tools · Drehwerkzeuge zur Außenbearbeitung

CN** Toolholder · Halter


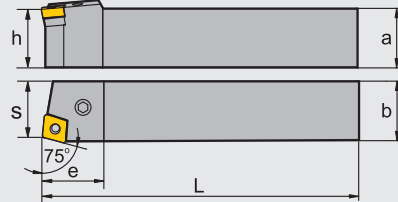
P-Clamping · P-Halter

PCBNR/ L

Kr:75°



R Type
Rechtsausführung



Type Typ		Stock Lager		Dimension (mm) Abmessung						Screw Schraube	Shim Unterlage	Wrench Schlüssel	Lever Kniehebel	Shim pin Rohrstift
		R	L	a	b	L	h	s	e					
PCBNR/ L	2020K12	●	●	20	20	125	20	17	27	LEM8×21	C12AP	WH30L	L4	SP4
	2525M12	●	●	25	25	150	25	22	27					
	3232P12	●	●	32	32	170	32	27	27					
	2525M16	●	●	25	25	150	25	22	33	LEM8×25	C16AP	WH30L	L5	SP5
	3232P16	●	●	32	32	170	32	27	33					
	3232P19	●	●	32	32	170	32	27	38	LEM10×27	C19AP	WH40L	L6	SP6
	4040S19	●	●	40	40	250	40	35	38					
	4040S2507	●	●	40	40	250	40	35	50	LEM12×36A	C25AP-07	WH50L	L8	SP8
4040S2509	●	●	40	40	250	40	35	50	C25AP					

Applicable inserts
Wendeschneidplatten

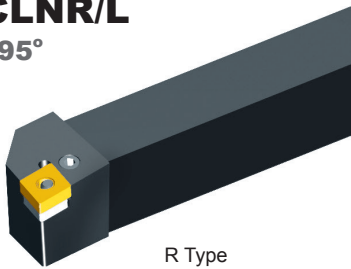
Application Anwendung	Finishing Schichten	Semi-Finishing Mittlere Bearbeitung	Rough machining Schruppen	Heavy Duty Schwerzerspanung	Cast iron Grauguss-Bearbeit.
WSP Inserts	DF A60	PM A61	DR Double side doppel seitig A63	HDR A65	Flat Flach A66
	SF A60	DM A62	DR Single side einseitig A63	HPR A65	TC A63
	EF A60	EM A62	ER Double side doppel seitig A64		
	NF A61	NM A63	ER Single side einseitig A64		
			LR Single side einseitig A64		
PCBNR/L**K / M / P12	CN**1204**	CN**1204**	CN**1204**	CN**1204**	CN**1204**
PCBNR/L**M / P16	CN**1606**	CN**1606**	CN**1606**	CN**1606**	CN**1606**
PCBNR/L**P / S19		CN**1906**	CN**1906**	CN**1906**	CN**1906**
PCBNR/L**S2507			CN**2507**		
PCBNR/L**S2509			CN**2509**	CN**2509**	

● ex stock · ab Lager ○ on demand · Anfrage

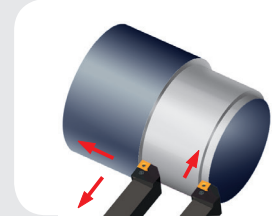
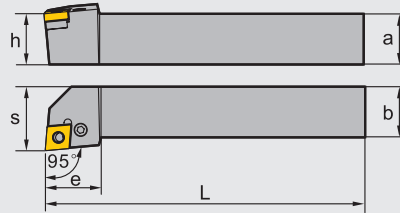
CN** Toolholder · Halter






P-Clamping · P-Halter

PCLNR/L Kr:95°





















R Type
Rechtsausführung



Type Typ	Stock Lager		Dimension (mm) Abmessung						Screw Schraube	Shim Unterlage	Wrench Schlüssel	Lever Kniehebel	Shim pin Rohrstift
	R	L	a	b	L	h	s	e					
PCLNR/ L	1616H09	● ●	16	16	100	16	20	20	LEM6×13.4A	C09AP	WH25L	L3	SP10
	2020K09	● ●	20	20	125	20	25	22					
	2525M09	○ ●	25	25	150	25	32	22					
	2020K12	● ●	20	20	125	20	25	28	LEM8×21	C12AP	WH30L	L4	SP4
	2525M12	● ●	25	25	150	25	32	28					
	3232P12	● ●	32	32	170	32	40	28	LEM8×25	C16AP	WH30L	L5	SP5
	2525M16	● ●	25	25	150	25	32	33					
	3232P16	● ●	32	32	170	32	40	33	LEM10×27	C19AP	WH40L	L6	SP6
	3232P19	● ●	32	32	170	32	40	38					
	4040S19	● ●	40	40	250	40	50	38	LEM12×36A	C25AP-07	WH50L	L8	SP8
4040S2507	● ●	40	40	250	40	50	49						
4040S2509	● ●	40	40	250	40	50	49						

Applicable insert
Wendeschneidplatten

Application Anwendung	Finishing Schlichten	Semi-Finishing Mittlere Bearbeitung	Roughing Schruppen	Heavy Duty Schwerzerspannung	Cast iron Grauguss-Bearbeit.	PCBN · PCD PCBN · PKD
insert shape Schneidplattenform	DF  A60	PM  A61	DR Double side doppelt seitig  A63	HDR  A65	Flat Flach  A66	Flat Flach  A129
	SF  A60	DM  A62	DR Single side einseitig  A63	HPR  A65	TC  A63	
	EF  A60	EM  A62	ER Double side doppelt seitig  A64			
	NF  A61	NM  A63	ER Single side einseitig  A64			
			LR Single side einseitig  A64			
PCLNR/L**H / K / M09	CN**0903**	CN**0903**				
PCLNR/L**K / M / P12	CN**1204**	CN**1204**	CN**1204**	CN**1204**	CN**1204**	CN**1204**
PCLNR/L**M / P16	CN**1606**	CN**1606**	CN**1606**	CN**1606**	CN**1606**	
PCLNR/L**P / S19		CN**1906**	CN**1906**	CN**1906**	CN**1906**	
PCLNR/L**S2507			CN**2507**			
PCLNR/L**S2509			CN**2509**	CN**2509**		

A

General Turning
Allgemeine Drehbearbeitung

Turning · Drehen

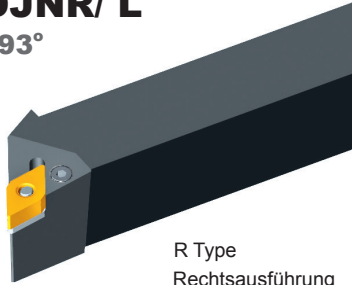
External turning tools · Drehwerkzeuge zur Außenbearbeitung

DN** Toolholder · Halter

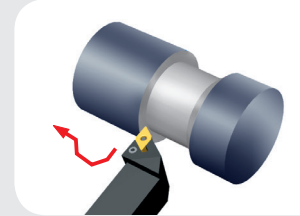
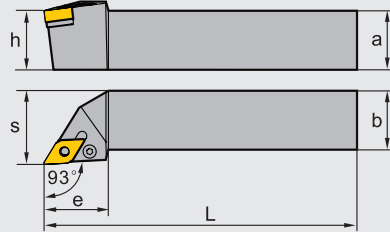
P-Clamping · P-Halter






PDJNR/ L

Kr:93°



















R Type
Rechtsausführung



Type Typ	Stock Lager		Dimension (mm) Abmessung						Screw Schraube	Shim Unterlage	Wrench Schlüssel	Lever Kniehebel	Shim pin Rohrstift	
	R	L	a	b	L	h	s	e						
PDJNR/ L	1616H11	●	●	16	16	100	16	20	25	LEM6×13.4A	D11AP	WH25L	L3	SP3
	2020K11	●	●	20	20	125	20	25	25					
	2525M11	●	●	25	25	150	25	32	30					
	2020K15	●	●	20	20	125	20	25	35					
	2525M15	●	●	25	25	150	25	32	35	LEM8×21	D15AP	WH30L	L4B	SP4
	3232P15	●	●	32	32	170	32	40	35					
	2020K15-3	●	●	20	20	125	20	25	35	LEM8×21	D15AP	WH30L	L4	SP4
	2525M15-3	●	●	25	25	150	25	32	35					
*3232P15-3	●	●	32	32	170	32	40	35						

* For DNMG1504 / Für DNMG1504

Applicable insert
Wendeschneidplatten

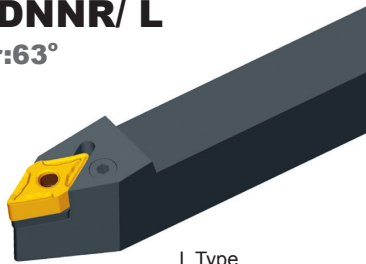
Application Anwendung	Finishing Schlichten	Semi-Finishing Mittlere Bearbeitung	Roughing Schruppen	Heavy Duty Schwerzerspanung	Cast iron machining Grauguss-Bearbeit.	PCBN · PCD PCBN · PKD
insert shape Schneidplattenform	DF  A67	PM  A69	DR Double side doppel seitig  A70	HDR  A72	 A71	 A130
	SF  A67	DM  A69	DR Single side einseitig  A72			
	EF  A68	EM  A70	ER Double side doppel seitig  A70			
	NF  A68	NM  A70	ER Single side einseitig  A72			
			LR Single side einseitig  A72			
Type · Typ	PDJNR/L**H / K / M11	DN**1104**	DN**1104**		DN**1104**	
	PDJNR/L**K / M / P15	DN**1506**	DN**1506**	DN**1506**	DN**1506**	DN**1506**
	PDJNR/L**K / M / P15-3	DN**1504**	DN**1504**		DN**1504**	DN**1504**

● ex stock · ab Lager ○ on demand · Anfrage

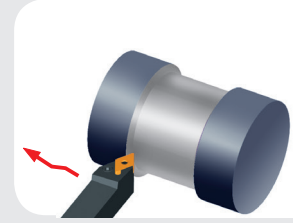
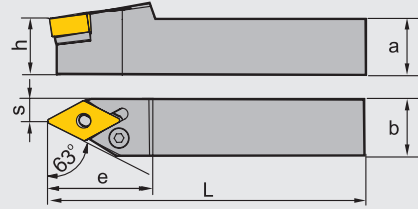
DN** Toolholder · Halter

P-Clamping · P-Halter

PDNNR/ L Kr:63°



L Type
Linksausführung



Type Typ	Stock Lager		Dimension (mm) Abmessung						Screw Schraube	Shim Unterlage	Wrench Schlüssel	Lever Kniehebel	Shim pin Rohrstift	
	R	L	a	b	L	h	s	e						
PDNNR/ L	2020K15	●	●	20	20	125	20	8	37	LEM8×21	D15AP	WH30L	L4B	SP4
	2525M15	●	●	25	25	150	25	12.5	37					
	3232P15	●	●	32	32	170	32	16	37					
	2020K15-3	●	●	20	20	125	20	8	37	LEM8×21	D15AP	WH30L	L4	SP4
	2525M15-3	●	●	25	25	150	25	12.5	37					
	*3232P15-3	●	●	32	32	170	32	16	37					

* For DNMG1504 / Für DNMG1504

Applicable insert
Wendeschneidplatten

Application Anwendung	Finishing Schlichten	Semi-Finishing Mittlere Bearbeitung	Roughing Schruppen	Heavy Duty Schwerzerspannung	Cast iron machining Grauguss-Bearbeit.	PCBN · PCD PCBN · PKD
insert shape Schneidplattenform	DF A67	PM A69	DR Double side doppel seitig A70	HDR A72	Flat Flach A71	Flat Flach A130
	SF A67	DM A69	DR Single side einseitig A72			
	EF A68	EM A70	ER Double side doppel seitig A70			
	NF A68	NM A70	ER Single side einseitig A72			
			LR Single side einseitig A72			
Type · Typ	PDNNR/L**K / M/ P15	DN**1506**	DN**1506**	DN**1506**	DN**1506**	DN**1506**
	PDNNR/L**K / M/ P15-3	DN**1504**	DN**1504**		DN**1504**	DN**1504**

A

General Turning
Allgemeine Drehbearbeitung

Turning · Drehen

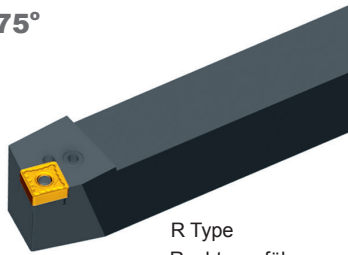
External turning tools · Drehwerkzeuge zur Außenbearbeitung

SN** Toolholder · Halter


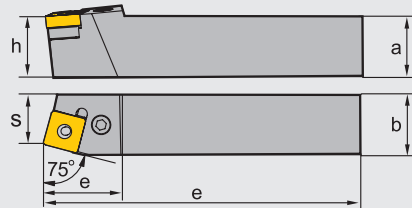
P-Clamping · P-Halter

PSBNR/ L

Kr:75°




















R Type
Rechtsausführung



Type Typ	Stock Lager	Dimension (mm) Abmessung							Screw Schraube	Shim Unterlage	Wrench Schlüssel	Lever Kniehebel	Shim pin Rohrstift	
		R	L	a	b	L	h	s						e
PSBNR/ L	1616H09	●	●	16	16	100	16	13	21	LEM6×13.4A	S09AP	WH25L	L3	SP10
	2020K09	●	●	20	20	125	20	17	23					
	2020K12	●	●	20	20	125	20	17	28					
	2525M12	●	●	25	25	125	25	22	28	LEM8×21	S12AP	WH30L	L4	SP4
	3225P12	●	○	32	25	170	32	22	28					
	3232P12	●	●	32	32	170	32	27	28	LEM8×25	S15AP	WH30L	L5	SP5
	2525M15	●	○	25	25	150	25	22	35					
	3232P15	●	●	32	32	170	32	27	35					
	3232P19	●	●	32	32	170	32	27	40	LEM10×27	S19AP	WH40L	L6	SP6
	4040S19	●	●	40	40	250	40	35	40					
	4040S2507	○	○	40	40	250	40	35	48	LEM12×36A	S25AP S25AP-09	WH50L	L8	SP8
4040S2509	○	○	40	40	250	40	35	48						

Applicable insert
Wendeschneidplatten

Application Anwendung	Finishing Schlichten	Semi-Finishing Mittlere Bearbeitung	Roughing Schruppen	Heavy Duty Schwerzerspannung	Cast iron machining Grauguss-Bearbeit.	PCBN · PCD PCBN · PKD
insert shape Schneidplattenform	DF  A73	PM  A74	DR  A76 Double side doppel seitig	HDR  A78	Flat Flach  A80	Flat Flach  A131
	EF  A73	DM  A75	DR  A77 Single side einseitig	HPR  A78	TC  A75	
	SF  A74	EM  A75	ER  A76 Double side doppel seitig			
		NM  A76	ER  A78 Single side einseitig			
			LR  A77 Single side einseitig			
PSBNR/L**H / K09	SN**0903**	SN**0903**			SN**0903**	
PSBNR/L**K / M / P12	SN**1204**	SN**1204**	SN**1204**	SN**1204**	SN**1204**	SN**1204**
PSBNR/L**M / P15	SN**1506**	SN**1506**	SN**1506**	SN**1506**	SN**1506**	
PSBNR/L**P / S19		SN**1906**	SN**1906**	SN**1906**	SN**1906**	
PSBNR/L**S2507			SN**2507**	SN**2507**		
PSBNR/L**S2509			SN**2509**	SN**2509**		


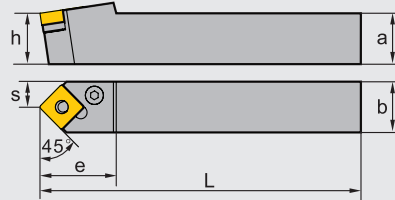
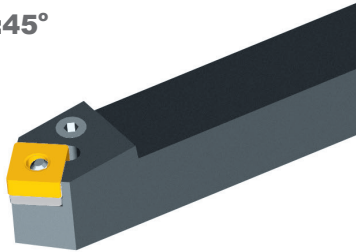
● ex stock · ab Lager ○ on demand · Anfrage

SN** Toolholder · Halter

P-Clamping · P-Halter


















PSDNN

Kr:45°



Type Typ	Stock Lager	Dimension (mm) Abmessung						Screw Schraube	Shim Unterlage	Wrench Schlüssel	Lever Kniehebel	Shim pin Rohrstift	
		a	b	L	h	s	e						
PSDNN	1212F09	○	12	12	80	12	6	21	LEM5×12B	—	WH20L	L3B	—
	1616H09	●	16	16	100	16	8	23	LEM6×13.4A	S09AP	WH25L	L3	SP10
	2020K12	●	20	20	125	20	10	30	LEM8×21	S12AP	WH30L	L4	SP4
	2525M12	●	20	20	150	20	12.5	30					
	3232P12	●	32	32	170	32	16	40	LEM8×25	S15AP	WH30L	L5	SP5
	2525M15	●	25	25	150	25	12.5	40					
	3232P15	●	32	32	170	32	16	40	LEM10×27	S19AP	WH40L	L6	SP6
	3232P19	●	32	32	170	32	16	40					
4040S19	●	40	40	250	40	20	40						

Applicable insert
Wendeschneidplatten

Application Anwendung	Finishing Schlichten	Semi-Finishing Mittlere Bearbeitung	Roughing Schruppen	Heavy Duty Schwerzerspannung	Cast iron machining Grauguss-Bearbeit.	PCBN · PCD PCBN · PKD
insert shape Schneidplattenform	DF  A73	PM  A74	DR  A76	HDR  A78	Flat Flach  A80	Flat Flach  A131
	EF  A73	DM  A75	DR  A77	HPR  A78	TC  A75	
	SF  A74	EM  A75	ER  A76			
		NM  A76	ER  A78			
			LR  A77			
Type · Typ	PSDNN**F / H09	SN**0903**	SN**0903**		SN**0903**	
	PSDNN**K / M / P12	SN**1204**	SN**1204**	SN**1204**	SN**1204**	SN**1204**
	PSDNN**M / P15	SN**1506**	SN**1506**	SN**1506**	SN**1506**	
	PSDNN**P / S19		SN**1906**	SN**1906**	SN**1906**	

A

General Turning
Allgemeine Drehbearbeitung

Turning · Drehen

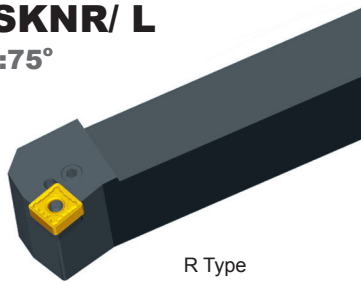
External turning tools · Drehwerkzeuge zur Außenbearbeitung

SN** Toolholder · Halter

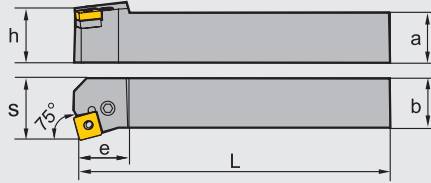
P-Clamping · P-Halter






PSKNR/ L

Kr:75°




















R Type
Rechtsausführung



Type Typ	Stock Lager		Dimension (mm) Abmessung						Screw Schraube	Shim Unterlage	Wrench Schlüssel	Lever Kniehebel	Shim pin Rohrstift	
	R	L	a	b	L	h	s	e						
PSKNR/ L	1616H09	○	●	16	16	100	16	20	17	LEM6×13.4A	S09AP	WH25L	L3	SP10
	2020K09	●	●	20	20	125	20	25	20					
	2020K12	●	●	20	20	125	20	25	26					
	2525M12	●	●	25	25	150	25	32	26	LEM8×21	S12AP	WH30L	L4	SP4
	3232P12	●	●	32	32	170	32	40	26					
	2525M15	●	○	25	25	150	25	32	32	LEM8×25	S15AP	WH30L	L5	SP5
	3232P15	●	●	32	32	170	32	40	32					
	3232P19	●	●	32	32	170	32	40	36	LEM10×27	S19AP	WH40L	L6	SP6
4040S19	○	○	40	40	250	40	50	40						

Applicable insert
Wendeschneidplatten

Application Anwendung	Finishing Schlichten	Semi-Finishing Mittlere Bearbeitung	Roughing Schruppen	Heavy Duty Schwerzerspannung	Cast iron machining Grauguss-Bearbeit.	PCBN · PCD PCBN · PKD
insert shape Schneidplattenform	DF  A73	PM  A74	DR  A76 Double side doppel seitig	HDR  A78	Flat Flach  A80	Flat Flach  A131
	EF  A73	DM  A75	DR  A77 Single side einseitig	HPR  A78	TC  A75	
	SF  A74	EM  A75	ER  A76 Double side doppel seitig			
		NM  A76	ER  A78 Single side einseitig			
			LR  A77 Single side einseitig			
Type · Typ	PSKNR/ L**H / K09	SN**0903**	SN**0903**		SN**0903**	
	PSKNR/ L**K / M / P12	SN**1204**	SN**1204**	SN**1204**	SN**1204**	SN**1204**
	PSKNR/ L**M / P15	SN**1506**	SN**1506**	SN**1506**	SN**1506**	
	PSKNR/ L**P / S19		SN**1906**	SN**1906**	SN**1906**	

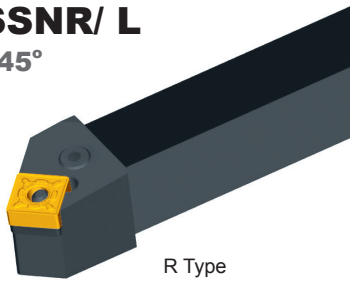
● ex stock · ab Lager ○ on demand · Anfrage

SN** Toolholder · Halter

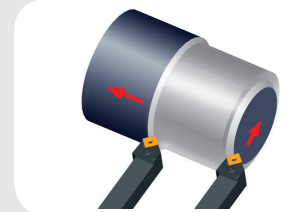
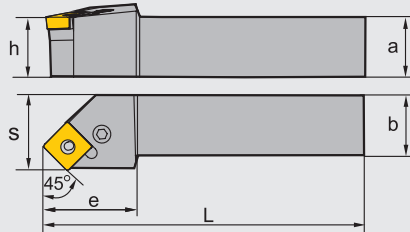
P-Clamping · P-Halter

PSSNR/ L

Kr:45°




















R Type
Rechtsausführung



Type Typ	Stock Lager		Dimension (mm) Abmessung							Screw Schraube	Shim Unterlage	Wrench Schlüssel	Lever Kniehebel	Shim pin Rohrstift
	R	L	a	b	L	h	s	e						
PSSNR/ L	1616H09	●	●	16	16	100	16	20	25	LEM6×13.4A	S09AP	WH25L	L3	SP10
	2020K12	●	●	20	20	125	20	25	30					
	2525M12	●	●	25	25	150	25	32	30	LEM8×21	S12AP	WH30L	L4	SP4
	3232P12	●	●	32	32	170	32	40	40					
	2525M15	●	●	25	25	150	25	32	30					
	3232P15	●	●	32	32	170	32	40	40	LEM8×25	S15AP	WH30L	L5	SP5
	3232P19	●	●	32	32	170	32	40	40					
	4040S19	●	●	40	40	250	40	50	50	LEM10×27	S19AP	WH40L	L6	SP6
	4040S2507	●	●	40	40	250	40	50	50		S25AP			
4040S2509	●	●	40	40	250	40	50	50	LEM12×36A	S25AP-09	WH50L	L8	SP8	

Applicable insert
Wendeschneidplatten

Application Anwendung	Finishing Schlichten	Semi-Finishing Mittlere Bearbeitung	Roughing Schruppen	Heavy Duty Schwerzerspanung	Cast iron machining Grauguss-Bearbeit.	PCBN · PCD PCBN · PKD
insert shape Schneidplattenform	DF  A73	PM  A74	DR Double side doppelseitig  A76	HDR  A78	Flat Flach  A80	Flat Flach  A131
	EF  A73	DM  A75	DR Single side einseitig  A77	HPR  A78	TC  A75	
	SF  A74	EM  A75	ER Double side doppelseitig  A76			
		NM  A76	ER Single side einseitig  A78			
			LR Single side einseitig  A77			
PSSNR/ L**H09	SN**0903**	SN**0903**	SN**0903**		SN**0903**	
PSSNR/ L**K / M / P12	SN**1204**	SN**1204**	SN**1204**	SN**1204**	SN**1204**	SN**1204**
PSSNR/ L**M / P15	SN**1506**	SN**1506**	SN**1506**	SN**1506**	SN**1506**	
PSSNR/ L**P / S19		SN**1906**	SN**1906**	SN**1906**	SN**1906**	
PSSNR/ L**S2507			SN**2507**	SN**2507**		
PSSNR/ L**S2509			SN**2509**	SN**2509**		

A

General Turning
Allgemeine Drehbearbeitung

Turning · Drehen

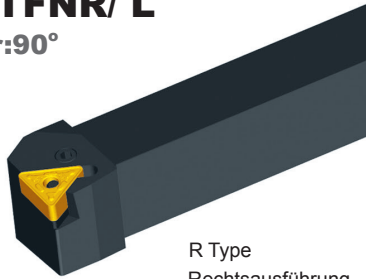
External turning tools · Drehwerkzeuge zur Außenbearbeitung

TN** Toolholder · Halter


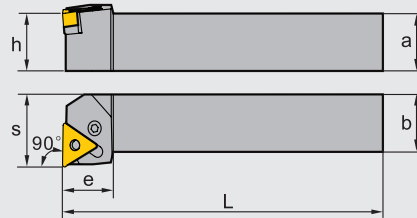
P-Clamping · P-Halter

PTFNR/ L

Kr:90°

















R Type
Rechtsausführung



Type Typ	Stock Lager		Dimension (mm) Abmessung							Screw Schraube	Shim Unterlage	Wrench Schlüssel	Lever Kniehebel	Shim pin Rohrstift
	R	L	a	b	L	h	s	e						
PTFNR/ L	1616H16	●	●	16	16	100	16	20	20	LEM6×13.4A	T16AP	WH25L	L3	SP3
	2020K16	●	●	20	20	125	20	25	20					
	2525M16	●	●	25	25	150	25	32	20					
	2525M22	●	●	25	25	150	25	32	25	LEM8×21	T22AP	WH30L	L4	SP4
	3232P22	●	●	32	32	170	32	40	25					
	3232P27	●	○	32	32	170	32	40	34	LEM8×25	T27AP	WH30L	L5	SP5
4040S27	○	○	40	40	250	40	50	34						

Applicable insert
Wendeschneidplatten

Application Anwendung	Finishing Schlichten	Semi-Finishing Mittlere Bearbeitung	Roughing Schruppen	Heavy Duty Schwerzerspannung	Cast iron machining Grauguss-Bearbeit.	PCBN · PCD PCBN · PKD
insert shape Schneidplattenform	DF  A82	PM  A83	DR Double side doppel seitig  A84	HDR  A86	Flat Flach  A87	Flat Flach  A132
	SF  A82	DM  A83	DR Single side einseitig  A85		TC  A84	
	EF  A82	EM  A84	ER Double side doppel seitig  A85			
			LR Single side einseitig  A85			
Typ	PTFNR/ L**H / K / M16	TN**1604**	TN**1604**	TN**1604**	TN**1604**	TN**1604**
Typ	PTFNR/ L**M / P22	TN**2204**	TN**2204**	TN**2204**	TN**2204**	TN**2204**
Typ	PTFNR/ L**P / S27			TN**2706**	TN**2706**	TN**2706**

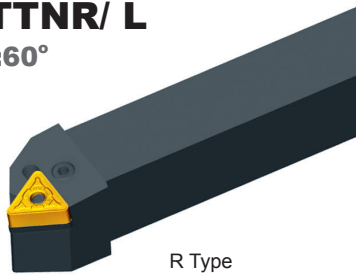
● ex stock · ab Lager ○ on demand · Anfrage

TN** Toolholder · Halter


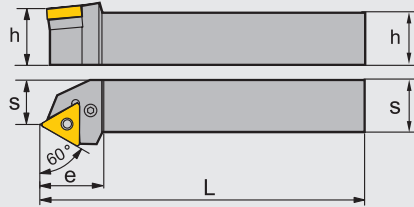
P-Clamping · P-Halter

PTTNR/ L

Kr:60°



R Type
Rechtsausführung



Type Typ	Stock Lager		Dimension (mm) Abmessung							Screw Schraube	Shim Unterlage	Wrench Schlüssel	Lever Kniehebel	Shim pin Rohrstift
	R	L	a	b	L	h	s	e						
PTTNR/ L	1616H16	●	●	16	16	100	16	13	25	LEM6×13.4A	T16AP	WH25L	L3	SP3
	2020K16	●	●	20	20	125	20	17	25					
	2525M22	●	●	25	25	150	20	22	32	LEM8×21	T22AP	WH30L	L4	SP4

Applicable insert
Wendeschneidplatten

Application Anwendung	Finishing Schlichten	Semi-Finishing Mittlere Bearbeitung	Roughing Schruppen	Heavy Duty Schwerzerspannung	Cast iron machining Grauguss-Bearbeit.	PCBN · PCD PCBN · PKD
insert shape Schneidplattenform	DF A82	PM A83	DR Double side doppelseitig A84	HDR A86	Flat Flach A87	Flat Flach A132
	SF A82	DM A83	DR Single side einseitig A85		TC A84	
	EF A82	EM A84	ER Double side doppelseitig A85			
			LR Single side einseitig A85			
Type · Typ	PTTNR / L**H / K16	TN**1604**	TN**1604**	TN**1604**	TN**1604**	TN**1604**
	PTTNR / L**M22	TN**2204**	TN**2204**	TN**2204**	TN**2204**	TN**2204**

A

General Turning
Allgemeine Drehbearbeitung

Turning · Drehen

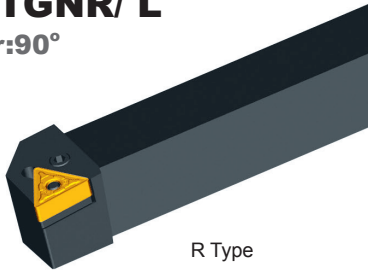
External turning tools · Drehwerkzeuge zur Außenbearbeitung

TN** Toolholder · Halter

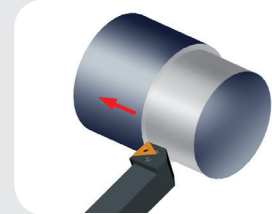
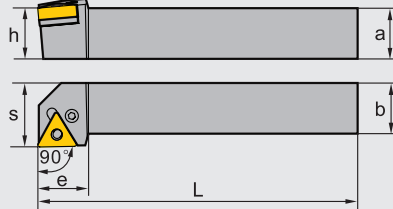
P-Clamping · P-Halter

PTGNR/ L

Kr:90°

















R Type
Rechtsausführung



Type Typ	Stock Lager		Dimension (mm) Abmessung						Screw Schraube	Shim Unterlage	Wrench Schlüssel	Lever Kniehebel	Shim pin Rohrstift	
	R	L	a	b	L	h	s	e						
PTGNR/ L	1010E11	○	○	10	10	70	10	14	16	LEM5×9B	—	WH20L	L2	—
	1212F11	○	○	12	12	80	12	16	14					
	1616H11	●	●	16	16	100	16	20	18					
	2020K11	●	●	20	20	125	20	25	19					
	2525M11	○	●	25	25	150	25	32	20					
	1616H16	●	●	16	16	100	16	20	20					
	2020K16	●	●	20	20	125	20	25	20	LEM6×13.4A	T16AP	WH25L	L3	SP3
	2525M16	●	●	25	25	150	25	32	20					
	3232P16	●	●	32	32	170	32	40	20					
	2525M22	●	●	25	25	150	25	32	28					
	3232P22	●	●	32	32	170	32	40	28					
	3232P27	●	●	32	32	170	32	40	33					
4040S27	○	●	40	40	250	40	50	33	LEM8×25	T27AP	WH30L	L5	SP5	

Applicable insert
Wendeschneidplatten

Application Anwendung	Finishing Schlichten	Semi-Finishing Mittlere Bearbeitung	Roughing Schruppen	Heavy Duty Schwerzerspanung	Cast iron machining Grauguss-Bearbeit.	PCBN · PCD PCBN · PKD
insert shape Schneidplattenform	DF  A82	PM  A83	DR Double side doppel seitig  A84	HDR  A86	Flat flach  A87	Flat flach  A132
	SF  A82	DM  A83	DR Single side einseitig  A85		TC  A84	
	EF  A82	EM  A84	ER Double side doppel seitig  A85			
			LR Single side einseitig  A85			
Type Typ	PTGNR/L**E / F / H / K / M11	TN**1103**	TN**1103**		TN**1103**	
	PTGNR/L**H / K / M16	TN**1604**	TN**1604**	TN**1604**	TN**1604**	TN**1604**
	PTGNR / L**M / P22	TN**2204**	TN**2204**	TN**2204**	TN**2204**	TN**2204**
	PTGNR/L**P / S27		TN**2706**	TN**2706**	TN**2706**	TN**2706**

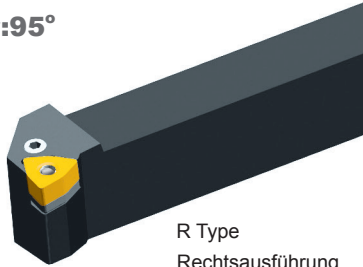
● ex stock · ab Lager ○ on demand · Anfrage

WN** Toolholder · Halter

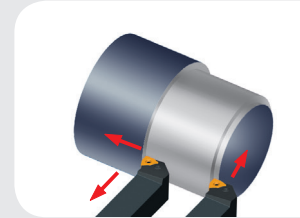
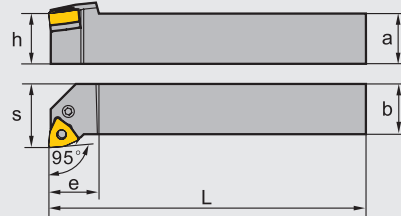
P-Clamping · P-Halter

PWLNR/ L

Kr:95°














R Type
Rechtsausführung



Type Typ	Stock Lager	Dimension (mm) Abmessung							Screw Schraube	Shim Unterlage	Wrench Schlüssel	Lever Kniehebel	Shim pin Rohrstift	
		R	L	a	b	L	h	s						e
PWLNR/ L	1616H06	●	●	16	16	100	16	20	20	LEM6×13.4A	W06AP	WH25L	L3	SP3
	2020K06	●	●	20	20	125	20	25	20					
	2525M06	●	●	25	25	150	25	32	20					
	2020K08	●	●	20	20	125	20	25	26	LEM8×21	W08AP	WH30L	L4	SP4
	2525M08	●	●	25	25	150	25	32	26					

Applicable insert
Wendeschneidplatten

Application Anwendung	Finishing Schichten	Semi-Finishing Mittlere Bearbeitung	Roughing Schruppen	Cast iron machining Grauguss-Bearbeit.	
insert shape Schneidplattenform	DF  A90	PM  A92	DR Double side doppel seitig  A93	Flat Flach  A93	
	SF  A91	DM  A92		TC  A93	
	EF  A91	EM  A92			
	NF  A91	NM  A92			
Type · Typ	PWLNR/ L**H / K / M06	WN**0604**	WN**0604**	WN**0604**	WN**0604**
	PWLNR/ L**K / M08	WN**0804**	WN**0804**	WN**0804**	WN**0804**

A

General Turning
Allgemeine Drehbearbeitung

Turning · Drehen

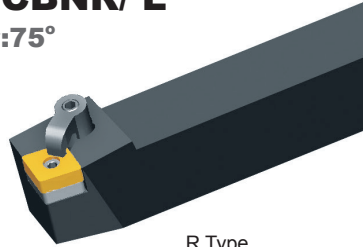
External turning tools · Drehwerkzeuge zur Außenbearbeitung

CN** Toolholder · Halter


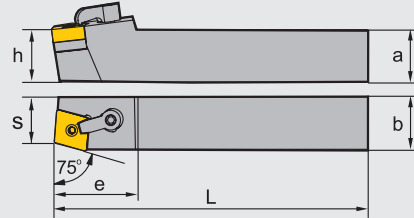
M-Clamping · M-Halter

MCBNR/ L

Kr:75°




















R Type
Rechtsausführung



Type Typ	Stock Lager	Dimension (mm) Abmessung							Clamping screw Schraube	Shim Unterlage	Wrench Schlüssel	Clamp Pratze	Clamping stud Passestift	
		R	L	a	b	L	h	s						e
MCBNR/ L	2020K12	●	○	20	20	125	20	17	32	DM6×25				
	2525M12	●	●	25	25	150	20	22	32	DM6×30	C12BM	WH30L	C1RD	TM6×17
	3225P12	●	●	32	25	170	32	22	32	DM6×30				
	2525M16	○	○	25	25	150	25	22	40	DM6×30	C16BM	WH30L	C2RD	TM8×21
	3232P16	●	●	32	32	170	32	27	40	DM6×30				
	3232P19	○	○	32	32	170	32	27	45	DM8×30X	C19BM	WH40L	C5RD	TM10×21
	4040R19	○	○	40	40	200	40	35	45	DM8×30X	C19BM	WH40L	C5RD	TM10×21

Applicable insert
Wendeschneidplatten

Application Anwendung	Finishing Schlichten	Semi-Finishing Mittlere Bearbeitung	Roughing Schruppen	Heavy Duty Schwerzerspanung	Cast iron machining Grauguss-Bearbeit.
insert shape Schneidplattenform	DF  A60	PM  A61	DR Double side doppel seitig  A63	HDR  A65	Flat Flach  A66
	SF  A60	DM  A62	DR Single side einseitig  A63	HPR  A65	TC  A63
	EF  A60	EM  A62	ER Double side doppel seitig  A64		
	NF  A61	NM  A63	ER Single side einseitig  A64		
			LR Single side einseitig  A64		
Type · Typ	MCBNR/ L**K / M / P12	CN**1204**	CN**1204**	CN**1204**	CN**1204**
	MCBNR/ L**M / P16	CN**1606**	CN**1606**	CN**1606**	CN**1606**
	MCBNR/ L**P / R19		CN**1906**	CN**1906**	CN**1906**

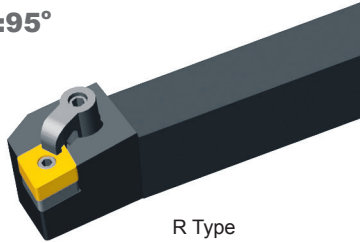
● ex stock · ab Lager ○ on demand · Anfrage

CN** Toolholder · Halter

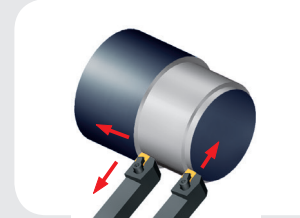
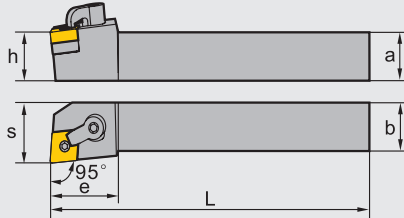
M-Clamping · M-Halter

MCLNR/ L

Kr:95°





















R Type
Rechtsausführung



Type Typ	Stock Lager	Dimension (mm) Abmessung								Clamping screw Schraube	Shim Unterlage	Wrench Schlüssel	Clamp Pratze	Clamping stud Passstift
		R	L	a	b	L	h	s	e					
MCLNR/ L	2020K12	●	●	20	20	125	20	25	32	DM6×25				
	2525M12	●	●	25	25	150	25	32	32	DM6×30	C12BM	WH30L	C1RD	TM6×17
	3225P12	●	●	32	25	170	32	32	32					
	2525M16	●	●	25	25	150	25	32	38	DM6×30	C16BM	WH30L	C2RD	TM8×21
	3232P16	●	●	32	32	170	32	40	38					
	3232P19	●	●	32	32	170	32	40	45	DM8×30X	C19BM	WH40L	C5RD	TM10×21
	4040R19	●	○	40	40	200	40	50	45					

Applicable insert
Wendeschneidplatten

Application Anwendung	Finishing Schlichten	Semi-Finishing Mittlere Bearbeitung	Roughing Schruppen	Heavy Duty Schwerzerspannung	Cast iron machining Grauguss-Bearbeit.	PCBN · PCD PCBN · PKD
insert shape Schneidplattenform	DF  A60	PM  A61	DR Double side doppel seitig  A63	HDR  A65	Flat Flach  A66	Flat Flach  A129
	SF  A60	DM  A62	DR Single side einseitig  A63	HPR  A65	TC  A63	
	EF  A60	EM  A62	ER Double side doppel seitig  A64			
	NF  A61	NM  A63	ER Single side einseitig  A64			
			LR Single side einseitig  A64			
Type · Typ	MCLNR/ L**K / M / P12	CN**1204**	CN**1204**	CN**1204**	CN**1204**	CN**1204**
	MCLNR/ L**M / P16	CN**1606**	CN**1606**	CN**1606**	CN**1606**	CN**1606**
	MCLNR/ L**P / R19		CN**1906**	CN**1906**	CN**1906**	CN**1906**

A

General Turning
Allgemeine Drehbearbeitung

Turning · Drehen

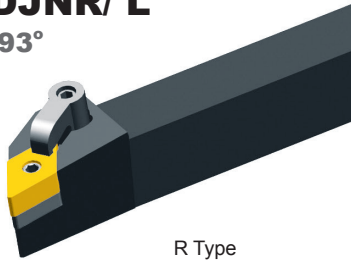
External turning tools · Drehwerkzeuge zur Außenbearbeitung

DN** Toolholder · Halter

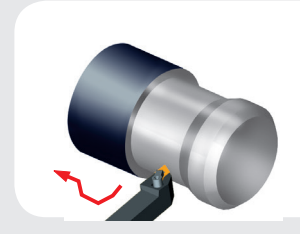
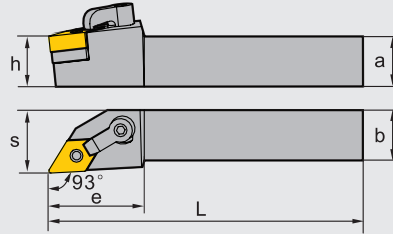
M-Clamping · M-Halter

MDJNR/ L

Kr:93°



















R Type
Rechtsausführung



Type Typ		Stock Lager		Dimension (mm) Abmessung						Clamping screw Schraube	Shim Unterlage	Wrench Schlüssel	Clamp Pratze	Clamping stud Passestift
		R	L	a	b	L	h	s	e					
MDJNR/ L	2020K11	●	●	20	20	125	20	25	32	DM6×25	D11BM	WH20L WH30L	C1RD	TM5×13
	2525M11	●	●	25	25	150	25	32	32					
	3225P11	●	○	32	25	170	32	32	32	DM6×25	D15BM	WH30L	C2RD	TM6×19
	2020K15	●	●	20	20	125	20	25	38					
	2525M15	●	●	25	25	150	25	32	38	DM6×30				
	3225P15	●	●	32	25	170	32	32	38					

Applicable insert
Wendeschneidplatten

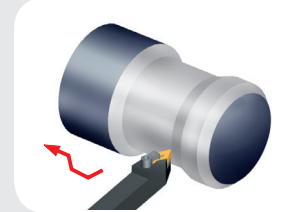
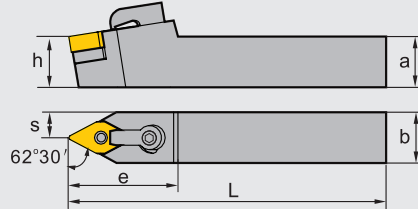
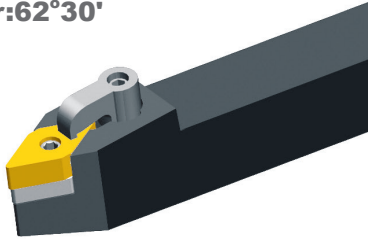
Application Anwendung	Finishing Schichten	Semi-Finishing Mittlere Bearbeitung	Roughing Schruppen	Heavy Duty Schwerzerspannung	Cast iron machining Grauguss-Bearbeit.	PCBN · PCD PCBN · PKD
insert shape Schneidplattenform	DF  A67	PM  A69	DR Double side doppel seitig  A70	HDR  A72	Flat Flach  A71	Flat Flach  A130
	SF  A67	DM  A69	DR Single side einseitig  A72			
	EF  A68	EM  A70	ER Double side doppel seitig  A70			
	NF  A68	NM  A70	ER Single side einseitig  A72			
			LR Single side einseitig  A72			
Type · Typ	MDJNR / L**K / M / P11	DN**1104**	DN**1104**		DN**1104**	
	MDJNR / L**K / M / P15	DN**1506**	DN**1506**	DN**1506**	DN**1506**	DN**1506**

● ex stock · ab Lager ○ on demand · Anfrage

DN** Toolholder · Halter

















M-Clamping · M-Halter

MDPNN Kr:62°30'



Type Typ	Stock Lager	Dimension (mm) Abmessung							Clamping screw Schraube	Shim Unterlage	Wrench Schlüssel	Clamp Pratze	Clamping stud Passstift
		a	b	L	h	s	e						
MDPNN	2020K11	●	20	20	125	20	10	35	DM6×25	D11BM	WH20L WH30L	C1RD	TM5×13
	2525M11	●	25	25	150	25	12.5	35					
	3225P11	●	32	25	170	32	12.5	35	DM6×30	D15BM	WH30L	C2RD	TM6×19
	2020K15	●	20	20	125	20	10	40					
	2525M15	●	25	25	150	25	12.5	40	DM6×30				
	3225P15	●	32	25	170	32	12.5	40					

Applicable insert
Wendeschneidplatten

Application Anwendung	Finishing Schlichten	Semi-Finishing Mittlere Bearbeitung	Roughing Schruppen	Heavy Duty Schwerzerspannung	Cast iron machining Grauguss-Bearbeit.	PCBN · PCD PCBN · PKD
insert shape Schneidplattenform	DF  A67	PM  A69	DR Double side doppel seitig  A70	HDR  A72	Flat Flach  A71	Flat Flach  A130
	SF  A67	DM  A69	DR Single side einseitig  A72			
	EF  A68	EM  A70	ER Double side doppel seitig  A70			
	NF  A68	NM  A70	ER Single side einseitig  A72			
			LR Single side einseitig  A72			
Type · Typ	MDPNN**K / M / P11	DN**1104**	DN**1104**		DN**1104**	
	MDPNN**K / M / P15	DN**1506**	DN**1506**	DN**1506**	DN**1506**	DN**1506**

A

General Turning
Allgemeine Drehbearbeitung

Turning · Drehen

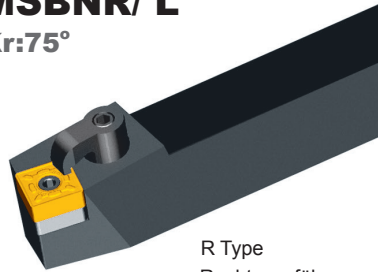
External turning tools · Drehwerkzeuge zur Außenbearbeitung

SN** Toolholder · Halter

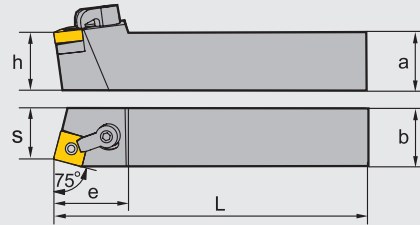
M-Clamping · M-Halter

MSBNR/ L

Kr:75°




















R Type
Rechtsausführung



Type Typ	Stock Lager	Dimension (mm) Abmessung							Clamping screw Schraube	Shim Unterlage	Wrench Schlüssel	Clamp Pratze	Clamping stud Passstift	
		R	L	a	b	L	h	s						e
MSBNR/ L	2020K12	●	●	20	20	125	20	17	32	DM6×25	S12BM	WH30L	C1RD	TM6×17
	2525M12	●	○	25	25	150	25	22	32	DM6×30				
	3225P12	●	○	32	25	170	32	22	32	DM6×30				
	2525M15	●	○	25	25	150	25	22	38	DM6×30	S15BM	WH30L	C2RD	TM8×21
	3232P15	●	○	32	32	170	32	29	38					
	4032R15	○	○	40	32	200	40	27	38	DM8×30X	S19BM	WH40L	C5RD	TM10×21
	3232P19	○	○	32	32	170	32	27	45					
	4040R19	○	●	40	40	200	40	35	45					
	4040R25	●	○	40	40	200	40	35	50	DM10×35X	S25BM	WH40L WH40L WH50L	C6RD	TM12×29
4040S2509	○	○	40	40	250	40	35	50						

Applicable insert
Wendeschneidplatten

Application Anwendung	Finishing Schlichten	Semi-Finishing Mittlere Bearbeitung	Roughing Schruppen	Heavy Duty Schwerzerspannung	Cast iron machining Grauguss-Bearbeit.	PCBN · PCD PCBN · PKD	
insert shape Schneidplattenform	DF  A73	PM  A74	DR  A76 Double side doppelseitig	HDR  A78	 A80	 A131	
	EF  A73	DM  A75	DR  A77 Single side einseitig	HPR  A78	TC  A75		
	SF  A74	EM  A75	ER  A76 Double side doppelseitig				
		NM  A76	ER  A78 Single side einseitig				
			LR  A77 Single side einseitig				
	MSBNR / L**K / M / P12	SN**1204**	SN**1204**	SN**1204**	SN**1204**	SN**1204**	SN**1204**
	MSBNR / L**M / P / R15	SN**1506**	SN**1506**	SN**1506**	SN**1506**	SN**1506**	SN**1506**
MSBNR / L**P / R19		SN**1906**	SN**1906**	SN**1906**	SN**1906**		
MSBNR / L**R / S2509			SN**2509**	SN**2509**			

● ex stock · ab Lager ○ on demand · Anfrage

Turning · Drehen

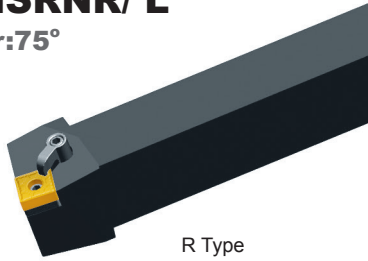
External turning tools · Drehwerkzeuge zur Außenbearbeitung

SN** Toolholder · Halter

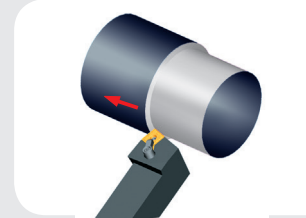
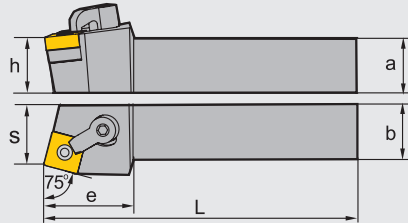
M-Clamping · M-Halter

MSRNR/ L

Kr:75°




















R Type
Rechtsausführung



Type Typ	Stock Lager	Dimension (mm) Abmessung							Clamping screw Schraube	Shim Unterlage	Wrench Schlüssel	Clamp Pratze	Clamping stud Passstift	
		R	L	a	b	L	h	s						e
MSRNR/ L	2020K12	●	●	20	20	125	20	22	36	DM6×25	S12BM	WH30L	C1RD	TM6×17
	2525M12	●	●	25	25	150	25	27	36	DM6×30				
	3225P12	●	○	32	25	170	32	27	36	DM6×30				
	2525M15	●	○	25	25	150	25	27	40	DM6×30	S15BM	WH30L	C2RD	TM8×21
	3232P15	●	○	32	32	170	32	35	40					
	4032R15	○	○	40	32	200	40	35	40	DM8×30X	S19BM	WH40L	C5RD	TM10×21
	3232P19	○	○	32	32	170	32	35	45					
	4040R19	○		40	40	200	40	43	45	DM10×35X	S25BM	WH40L WH50L	C6RD	TM12×29
	4040R2509	○	○	40	40	200	40	43	50					
4040S2509	○	○	40	40	250	40	43	50						

Applicable insert
Wendeschneidplatten

Application Anwendung	Finishing Schlichten	Semi-Finishing Mittlere Bearbeitung	Roughing Schruppen	Heavy Duty Schwerzerspannung	Cast iron machining Grauguss-Bearbeit.	PCBN · PCD PCBN · PKD
insert shape Schneidplattenform	DF  A73	PM  A74	DR  A76	HDR  A78	Flat Flach  A80	Flat Flach  A131
	EF  A73	DM  A75	DR  A77	HPR  A78	TC  A75	
	SF  A74	EM  A75	ER  A76			
		NM  A76	ER  A78			
			LR  A77			
Type · Typ	MSRNR / L**K / M / P12	SN**1204**	SN**1204**	SN**1204**	SN**1204**	SN**1204**
	MSRNR / L**M / P / R15	SN**1506**	SN**1506**	SN**1506**	SN**1506**	SN**1506**
	MSRNR / L**P / R19		SN**1906**	SN**1906**	SN**1906**	SN**1906**
	MSRNR / L**R / S2509			SN**2509**	SN**2509**	

A

General Turning
Allgemeine Drehbearbeitung

Turning · Drehen

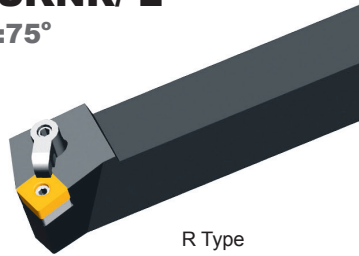
External turning tools · Drehwerkzeuge zur Außenbearbeitung

SN** Toolholder · Halter


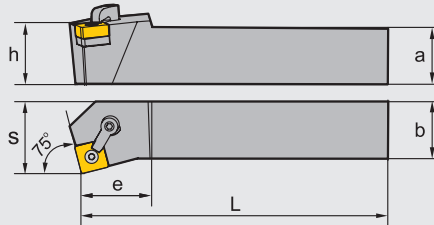
M-Clamping · M-Halter

MSKNR/ L

Kr:75°




















R Type
Rechtsausführung



Type Typ	Stock Lager	Dimension (mm) Abmessung							Clamping screw Schraube	Shim Unterlage	Wrench Schlüssel	Clamp Pratze	Clamping stud Passstift	
		R	L	a	b	L	h	s						e
MSKNR/ L	2020K12	●	●	20	20	125	20	25	32	DM6×25	S12BM	WH30L	C1RD	TM6×17
	2525M12	●	●	25	25	150	25	32	32	DM6×30				
	3225P12	●	○	32	25	170	32	32	32	DM6×30	S15BM	WH30L	C2RD	TM8×21
	2525M15	●	○	25	25	150	25	32	28					
	3232P15	●	○	32	32	170	32	40	38	DM8×30X	S19BM	WH40L	C5RD	TM10×21
	4032R15	○	○	40	32	200	40	40	38					
	3232P19	●	○	32	32	170	32	40	45	DM10×35X	S25BM	WH40L WH50L	C6RD	TM12×29
	4040R19	○	○	40	40	200	40	50	45					
4040S2509	○	●	40	40	250	40	50	50						

Applicable insert
Wendeschneidplatten

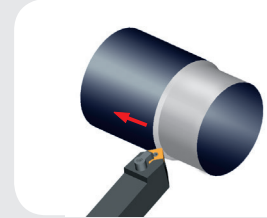
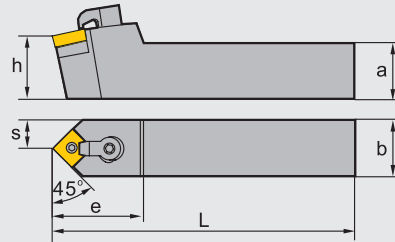

Application Anwendung	Finishing Schlichten	Semi-Finishing Mittlere Bearbeitung	Roughing Schruppen	Heavy Duty Schwerzerspannung	Cast iron machining Grauguss-Bearbeit.	PCBN · PCD PCBN · PKD
insert shape Schneidplattenform	DF  A73	PM  A74	DR Double side doppel seitig  A76	HDR  A78	Flat Flach  A80	Flat Flach  A131
	EF  A73	DM  A75	DR Single side einseitig  A77	HPR  A78	TC  A75	
	SF  A74	EM  A75	ER Double side doppel seitig  A76			
		NM  A76	ER Single side einseitig  A78			
			LR Single side einseitig  A77			
Type · Typ	MSKNR / L**K / M / P12	SN**1204**	SN**1204**	SN**1204**	SN**1204**	SN**1204**
	MSKNR / L**M / P / R15	SN**1506**	SN**1506**	SN**1506**	SN**1506**	SN**1506**
	MSKNR / L**P / R19		SN**1906**	SN**1906**	SN**1906**	SN**1906**
	MSKNR / L**S2509		SN**2509**	SN**2509**		

● ex stock · ab Lager ○ on demand · Anfrage

SN** Toolholder · Halter


















M-Clamping · M-Halter

MSDNN Kr:45°



Type Typ	Stock Lager	Dimension (mm) Abmessung							Clamping screw Schraube	Shim Unterlage	Wrench Schlüssel	Clamp Pratze	Clamping stud Passstift
		a	b	L	h	s	e						
MSDNN	2020K12	●	20	20	125	20	10	35	DM6×25				
	2525M12	●	25	25	150	25	12.5	35	DM6×30	S12BM	WH30L	C1RD	TM6×17
	3225P12	●	32	25	170	32	12.5	35					
	2525M15	●	25	25	150	25	12.5	42	DM6×30	S15BM	WH30L	C2RD	TM8×21
	3232P15	○	32	32	170	32	16	42					
	4032R15	○	40	32	200	40	16	42					

Applicable insert
Wendeschneidplatten

Application Anwendung	Finishing Schlichten	Semi-Finishing Mittlere Bearbeitung	Roughing Schruppen	Heavy Duty Schwerzerspannung	Cast iron machining Grauguss-Bearbeit.	PCBN · PCD PCBN · PKD
insert shape Schneidplattenform	DF  A73	PM  A74	DR Double side doppel seitig  A76	HDR  A78	Flat Flach  A80	Flat Flach  A131
	EF  A73	DM  A75	DR Single side einseitig  A77	HPR  A78	TC  A75	
	SF  A74	EM  A75	ER Double side doppel seitig  A76			
		NM  A76	ER Single side einseitig  A78			
			LR Single side einseitig  A77			
Type · Typ	MSDNN**K · M · P12	SN**1204**	SN**1204**	SN**1204**	SN**1204**	SN**1204**
	MSDNN**M · P · R15	SN**1506**	SN**1506**	SN**1506**	SN**1506**	SN**1506**

A

General Turning
Allgemeine Drehbearbeitung

Turning · Drehen

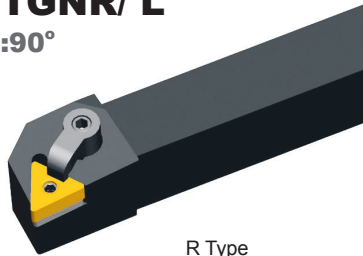
External turning tools · Drehwerkzeuge zur Außenbearbeitung

TN** Toolholder · Halter

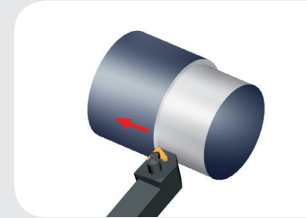
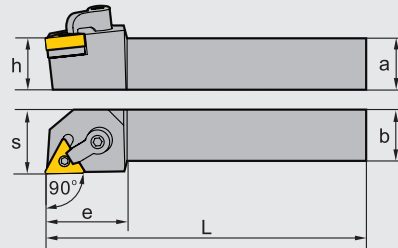
M-Clamping · M-Halter

MTGNR/ L

Kr:90°

















R Type
Rechtsausführung



Type Typ	Stock Lager	Dimension (mm) Abmessung							Clamping screw Schraube	Shim Unterlage	Wrench Schlüssel	Clamp Pratze	Clamping stud Passstift	
		R	L	a	b	L	h	s						e
MTGNR/ L	2020K16	●	○	20	20	125	20	25	33	DM6×25	T16BM	WH20L WH30L	C1RD	TM5×13
	2525M16	●	●	25	25	150	25	32	33	DM6×30				
	3225P16	●	○	32	25	170	32	32	33	DM6×30				
	2525M22	●	○	25	25	150	25	32	35	DM6×30	T22BM	WH30L	C2RD	TM6×17
	3225P22	○	○	32	25	170	32	32	35	DM6×30	T22BM	WH30L	C2RD	TM6×17

Applicable insert
Wendeschneidplatten

Application Anwendung	Finishing Schlichten	Semi-Finishing Mittlere Bearbeitung	Roughing Schruppen	Heavy Duty Schwerzerspannung	Cast iron machining Grauguss-Bearbeit.	PCBN · PCD PCBN · PKD
insert shape Schneidplattenform	DF  A82	PM  A83	DR Double side doppel seitig  A84	HDR  A86	Flat Flach  A87	Flat Flach  A132
	SF  A82	DM  A83	DR Single side einseitig  A85		TC  A84	
	EF  A82	EM  A84	ER Double side doppel seitig  A85			
			LR Single side einseitig  A85			
Type · Typ	MTGNR / L** K / M / P16	TN**1604**	TN**1604**	TN**1604**	TN**1604**	TN**1604**
	MTGNR / L** M / P22	TN**2204**	TN**2204**	TN**2204**	TN**2204**	TN**2204**


● ex stock · ab Lager ○ on demand · Anfrage

TN** Toolholder · Halter

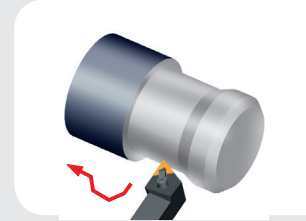
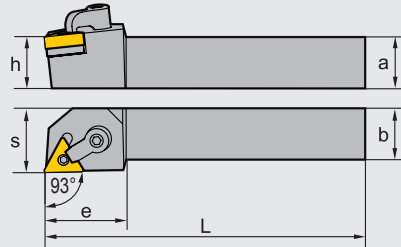
M-Clamping · M-Halter

MTJNR/ L

Kr:93°

















R Type
Rechtsausführung



Type Typ	Stock Lager	Dimension (mm) Abmessung							Clamping screw Schraube	Shim Unterlage	Wrench Schlüssel	Clamp Pratze	Clamping stud Passestift	
		R	L	a	b	L	h	s						e
MTJNR/ L	2020K16	●	○	20	20	125	20	25	32	DM6×25				
	2525M16	●	●	25	25	150	25	32	32	DM6×30	T16BM	WH20L WH30L	C1RD	TM5×13
	3225P16	●	●	32	25	170	32	32	32					
	2525M22	●	●	25	25	150	25	32	36	DM6×30	T22BM	WH30L	C2RD	TM6×17
	3225P22	○	●	32	25	170	32	32	36					

Applicable insert Wendescheidplatten

Application Anwendung	Finishing Schlichten	Semi-Finishing Mittlere Bearbeitung	Roughing Schruppen	Heavy Duty Schwerzerspannung	Cast iron machining Grauguss-Bearbeit.	PCBN · PCD PCBN · PKD
insert shape Scheidplattenform	DF  A82	PM  A83	DR Double side doppel seitig  A84	HDR  A86	Flat Flach  A87	Flat Flach  A132
	SF  A82	DM  A83	DR Single side einseitig  A85		TC  A84	
	EF  A82	EM  A84	ER Double side doppel seitig  A85			
			LR Double side doppel seitig  A85			
Type · Typ	MTJNR / L** K / M / P16	TN**1604**	TN**1604**	TN**1604**	TN**1604**	TN**1604**
	MTJNR / L**M / P22	TN**2204**	TN**2204**	TN**2204**	TN**2204**	TN**2204**

Turning · Drehen

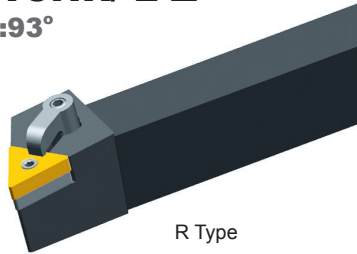
External turning tools · Drehwerkzeuge zur Außenbearbeitung

TN** Toolholder · Halter

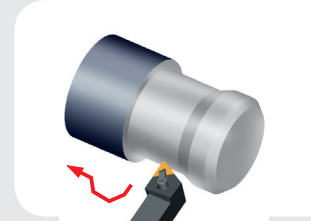
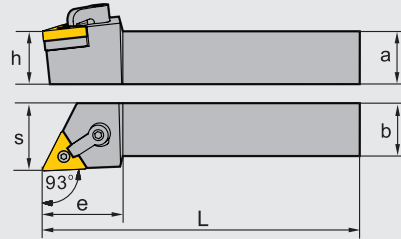
M-Clamping · M-Halter

MTJNR/ L-Z

Kr:93°

















R Type
Rechtsausführung



Type Typ	Stock Lager	Dimension (mm) Abmessung							Clamping screw Schraube	Shim Unterlage	Wrench Schlüssel	Clamp Pratze	Clamping stud Passestift	
		R	L	a	b	L	h	s						e
MTJNR/ L	2020K16-Z	●	●	20	20	125	20	25	32	DM6×25	T16BM	WH20L WH30L	C1RD	TM5×13
	2525M16-Z	●	●	25	25	150	25	32	32	DM6×30				
	3225P16-Z	●	●	32	25	170	32	32	32	DM6×30	T22BM	WH30L	C2RD	TM6×17
	2525M22-Z	●	●	25	25	150	25	32	36	DM6×30	T22BM	WH30L	C2RD	TM6×17
	3225P22-Z	○	○	32	25	170	32	32	36	DM6×30	T22BM	WH30L	C2RD	TM6×17

Applicable insert
Wendeschneidplatten

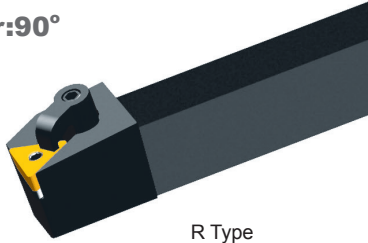
Application Anwendung	Finishing Schlichten	Semi-Finishing Mittlere Bearbeitung	Roughing Schruppen	Heavy Duty Schwerzerspannung	Cast iron machining Grauguss-Bearbeit.	PCBN · PCD PCBN · PKD
insert shape Schneidplattenform	DF  A82	PM  A83	DR Double side doppel seitig  A84	HDR  A86	Flat Flach  A87	Flat Flach  A132
	SF  A82	DM  A83	DR Single side einseitig  A85		TC  A84	
	EF  A82	EM  A84	ER Double side doppel seitig  A85			
			LR Single side einseitig  A85			
Type · Typ	MTJNR / L** K / M / P16	TN**1604**	TN**1604**	TN**1604**	TN**1604**	TN**1604**
	MTJNR / L** M / P22	TN**2204**	TN**2204**	TN**2204**	TN**2204**	TN**2204**

● ex stock · ab Lager ○ on demand · Anfrage


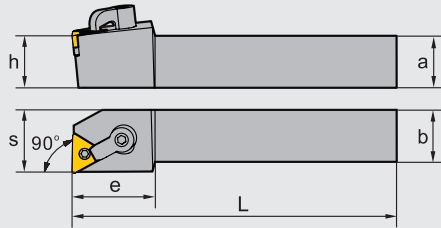
TN** Toolholder · Halter

M-Clamping · M-Halter

MTFNR/ L Kr:90°
















R Type
Rechtsausführung



Type Typ	Stock Lager	Dimension (mm) Abmessung							Clamping screw Schraube	Shim Unterlage	Wrench Schlüssel	Clamp Pratze	Clamping stud Passestift	
		R	L	a	b	L	h	s						e
MTFNR/ L	2020K16	●	○	20	20	125	20	25	32	DM6×25				
	2525M16	●	○	25	25	150	25	32	32	DM6×30	T16BM	WH20L WH30L	C1RD	TM5×13
	3225P16	●	○	32	25	170	32	32	32					
	2525M22	●	○	25	25	150	25	32	36	DM6×30	T22BM	WH30L	C2RD	TM6×17
	3225P22	●	○	32	25	170	32	32	36					

Applicable insert Wendeschneidplatten

Application Anwendung	Finishing Schlichten	Semi-Finishing Mittlere Bearbeitung	Roughing Schruppen	Heavy Duty Schwerzerspannung	Cast iron machining Grauguss-Bearbeit.	PCBN · PCD PCBN · PKD
insert shape Schneidplattenform	DF  A82	PM  A83	DR Double side doppel seitig  A84	HDR  A86	TC  A84	Flat Flach  A132
	SF  A82	DM  A83	DR Single side einseitig  A85			
	EF  A82	EM  A84	ER Double side doppel seitig  A85			
			LR Double side doppel seitig  A85			
Type · Typ	MTFNR / L** K / M / P16	TN**1604**	TN**1604**	TN**1604**	TN**1604**	TN**1604**
	MTFNR / L** M / P22	TN**2204**	TN**2204**	TN**2204**	TN**2204**	TN**2204**

A

General Turning
Allgemeine Drehbearbeitung

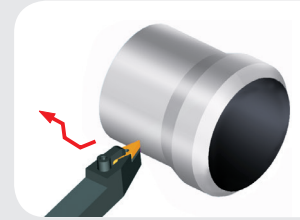
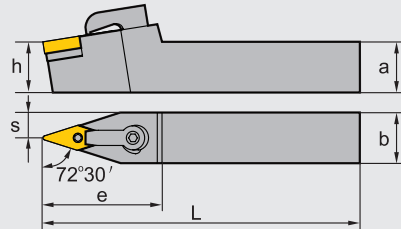
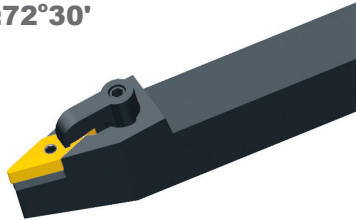
Turning · Drehen

External turning tools · Drehwerkzeuge zur Außenbearbeitung

VN** Toolholder · Halter










M-Clamping · M-Halter

MVVNN Kr:72°30'



Type Typ	Stock Lager	Dimension (mm) Abmessung							Clamping screw Schraube	Shim Unterlage	Wrench Schlüssel	Clamp Pratze	Clamping stud Passstift
		a	b	L	h	s	e						
MVVNN	2020K16	●	20	20	125	20	10	45	DM6×25				
	2525M16	●	25	25	150	25	12.5	45		V16BM	WH20L WH30L	C3RD	TM5×13
	3225P16	○	32	25	170	32	12.5	45	DM6×30				
	3232P16	●	32	32	170	32	16	45					

Applicable insert
Wendeschneidplatten

Application Anwendung	Finishing Schlichten	Semi-Finishing Mittlere-Bearbeitung	PCBN · PCD PCBN · PKD	
insert shape Schneidplattenform	DF  A88	PM  A89	Flat Flach  A133	
	EF  A88	DM  A89		
	SF  A88	EM  A89		
	NF  A88	NM  A89		
Type · Typ	MVVNN** K / M / P16	VN**1604**	VN**1604**	VN**1604**

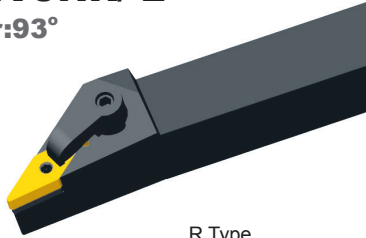
● ex stock · ab Lager ○ on demand · Anfrage

VN** Toolholder · Halter


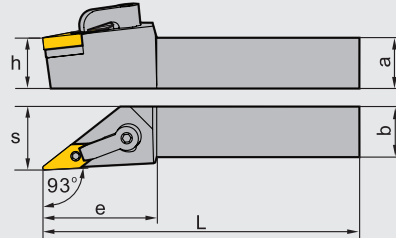
M-Clamping · M-Halter

MVJNR/ L

Kr:93°












R Type
Rechtsausführung



Type Typ	Stock Lager	Dimension (mm) Abmessung							Clamping screw Schraube	Shim Unterlage	Wrench Schlüssel	Clamp Pratze	Clamping stud Passestift	
		R	L	a	b	L	h	s						e
MVJNR/ L	2020K16	●	●	20	20	125	20	25	45	DM6×25	V16BM	WH20L WH30L	C3RD	TM5×13
	2525M16	●	●	25	25	150	25	32	45					
	3225P16	●	●	32	25	170	32	32	45	DM6×30				
	3232P16	●	●	32	32	170	32	40	45					

Applicable insert
Wendeschneidplatten

Application Anwendung	Finishing Schlichten	Semi-Finishing Mittlere Bearbeitung	PCBN · PCD PCBN · PKD
insert shape Schneidplattenform	DF  A88	PM  A89	Flat Flach  A133
	EF  A88	DM  A89	
	SF  A88	EM  A89	
	NF  A88	NM  A89	
Type · Typ MVJNR / L** K / M / P16	VN**1604**	VN**1604**	VN**1604**

A

General Turning
Allgemeine Drehbearbeitung

Turning · Drehen

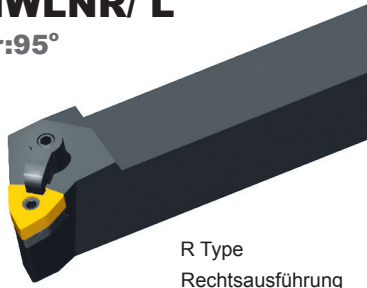
External turning tools · Drehwerkzeuge zur Außenbearbeitung

WN** Toolholder · Halter

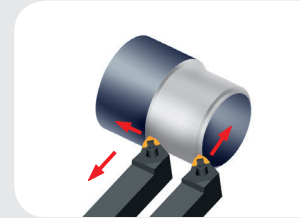
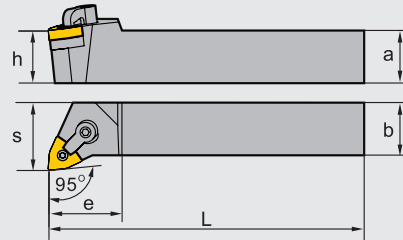
M-Clamping · M-Halter

MWLN^R/ L

Kr:95°














R Type
Rechtsausführung



Type Typ		Stock Lager		Dimension (mm) Abmessung						Clamping screw Schraube	Shim Unterlage	Wrench Schlüssel	Clamp Pratze	Clamping stud Passestift
		R	L	a	b	L	h	s	e					
MWLN^R/ L	2020K06	●	●	20	20	125	20	25	30	DM6×25	W06BM	WH20L WH30L	C1RD	TM5×13
	2525M06	●	●	25	25	150	25	32	30	DM6×30				
	2020K08	●	●	20	20	125	20	25	30	DM6×25				
	2525M08	●	●	25	25	150	25	32	35	DM6×30	W08BM	WH30L	C1RD	TM6×17
	3525P08	○	○	32	25	170	32	32	35					
	3232P08	●	●	32	32	170	32	40	35					

Applicable insert
Wendeschneidplatten

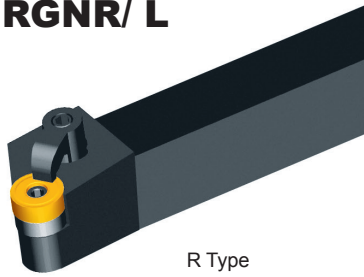
Application Anwendung	Finishing Schlichten	Semi-Finishing Mittlere Bearbeitung	Roughing Schruppen	Cast iron machining Grauguss-Bearbeit.	
insert shape Schneidplattenform	DF  A90	PM  A92	DR Double side doppel seitig  A93	Flat Flach  A93	
	SF  A91	DM  A92		TC  A93	
	EF  A91	EM  A92			
	NF  A91	NM  A92			
Type · Typ	MWLN^R/ L**K / M06	WN**0604**	WN**0604**	WN**0604**	WN**0604**
	MWLN^R/ L**K / M / P08	WN**0804**	WN**0804**	WN**0804**	WN**0804**

● ex stock · ab Lager ○ on demand · Anfrage

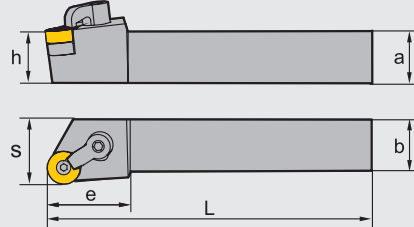
RN** Toolholder · Halter

M-Clamping · M-Halter

MRGNR/ L



R Type
Rechtsausführung

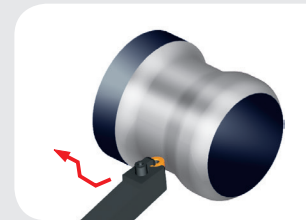
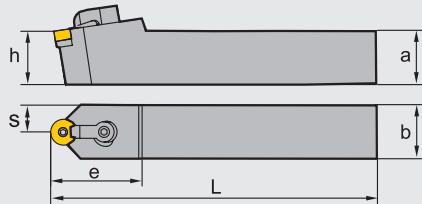



Type Typ	Stock Lager	Dimension (mm) Abmessung							Application inserts Wendeschneid- platten	Clamping Screw Schraube	Shim Unterlage	Wrench Schlüssel	Clamp Pratze	Clamping stud Passtift	
		R	L	a	b	L	h	s							e
MRGNR/ L	2020K12	○	○	20	20	125	20	25	32	RN**1204** A94	DM6×25	R12BM	WH30L	C1RD	TM6×17
	2525M12	○	●	25	25	150	25	32	32						
	3225P12	○	○	32	25	170	32	32	32						
	3232P12	○	○	32	32	170	32	40	32						

RN** Toolholder · Halter

M-Clamping · M-Halter

MRDNN



Type Typ	Stock Lager	Dimension (mm) Abmessung							Application inserts Wendeschneid- platten	Clamping screw Schraube	Shim Unterlage	Wrench Schlüssel	Clamp Pratze	Clamping stud Passtift
		a	b	L	h	s	e							
MRDNN	2020K12	○	20	20	125	20	10	35	RN**1204** A94	DM6×25	R12BM	WH30L	C1RD	TM6×17
	2525M 12	○	25	25	150	25	12.5	35						
	3225P12	○	32	25	170	32	12.5	35						
	3232P12	○	32	32	170	32	16	35						

Turning · Drehen

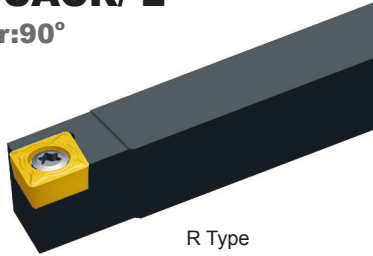
External turning tools · Drehwerkzeuge zur Außenbearbeitung

CC** Toolholder · Halter

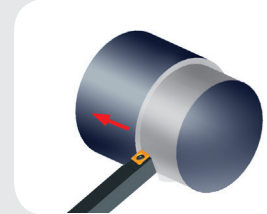
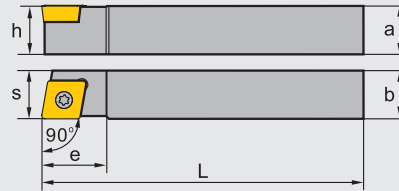
S-Clamping · S-Halter



SCACR/ L

Kr:90°













R Type
Rechtsausführung



Type Typ	Stock Lager	Dimension (mm) Abmessung							Screw Schraube	Wrench Schlüssel			
		R	L	a	b	L	h	s					e
SCACR/ L	1010E06	●	●	10	10	70	10	10.5	10				
	1212F09	●	●	12	12	80	12	12.7	16	I60M3.5×8	WT15IP		

Applicable insert
Wendeschneidplatten

Application Anwendung	Extra Finishing Feinbearbeitung	Finishing Schlichten	Semi-finishing Mittlere Bearbeit.	Roughing Schruppen	Al machining Alu-Bearbeitung	Cast iron machining Grauguss-Bearbeit.	PCBN/PCD inserts/WSP
insert shape Schneidplattenform	SF  A98	HF  A98	HM  A99	HR  A100	LH  A100	Flat Flach  A100	Flat Flach  A134
		EF  A99	EM  A99		LC  A100		
Type · Typ	SCACR/ L**E06	CC**0602**	CC**0602**	CC**0602**	CC**0602**	CCGX 0602**	CC** 0602**
	SCACR/ L**F09	CC**09T3**	CC**09T3**	CC**09T3**	CC**09T3**	CCGX 09T3**	CC** 09T3**

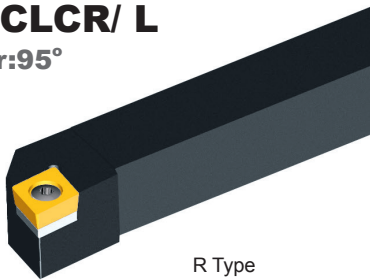
● ex stock · ab Lager ○ on demand · Anfrage

CC** Toolholder · Halter

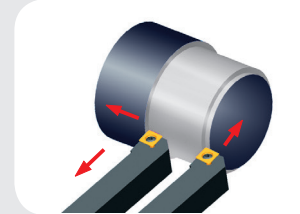
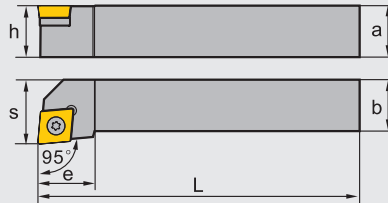
S-Clamping · S-Halter

SCLCR/ L

Kr:95°













R Type
Rechtsausführung



Type Typ		Stock Lager		Dimension (mm) Abmessung						Screw Schraube	Shim Unterlage	Shim Screw, Unterlage Schraube	Wrench Schlüssel
		R	L	a	b	L	h	s	e				
SCLCR/ L	0808D06	●	●	08	08	60	08	10	10	I60M2.5×6.5	—	—	WT07IP
	1010E06	●	●	10	10	70	10	12	10				
	1212F09	●	●	12	12	80	12	16	16				
	1616H09	●	●	16	16	100	16	20	16	I60M3.5×8	—	—	WT15IP
	1616H12	●	○	16	16	100	16	20	18				
	2020K09	●	●	20	20	125	20	25	25	I60M4×11X	C12BS	SM6×10XA	WT15IP WH40L
	2020K12	●	●	20	20	125	20	25	25				
	2525M12	●	●	25	25	150	25	32	26				
	3225P12	●	●	32	25	170	32	32	26				
	3232P12	●	○	32	32	170	32	40	28				

Applicable insert
Wendeschneidplatten

Application Anwendung	Extra Finishing Feinbearbeitung	Finishing Schlichten	Semi-finishing Mittlere Bearbeit.	Roughing Schruppen	Al machining Alu-Bearbeitung	Cast iron mach. Grauguss- Bearbeitung	PCBN · PCD PCBN · PKD
insert shape Schneidplattenform	SF  A98	HF  A98	HM  A99	HR  A100	LH  A100	Flat Flach  A100	Flat Flach  A134
		EF  A99	EM  A99		LC  A100		
Type · Typ	SCLCR / L**D / E06	CC** 0602**	CC** 0602**	CC** 0602**	CC** 0602**	CCGX 0602**	CC** 0602**
	SCLCR / L*F / H09	CC** 09T3**	CC** 09T3**	CC** 09T3**	CC** 09T3**	CCGX 09T3**	CC** 09T3**
	SCLCR / L**K / M / P12		CC** 1204**	CC** 1204**	CC** 1204**	CCGX 1204**	CC** 1204**

A

General Turning
Allgemeine Drehbearbeitung

Turning · Drehen

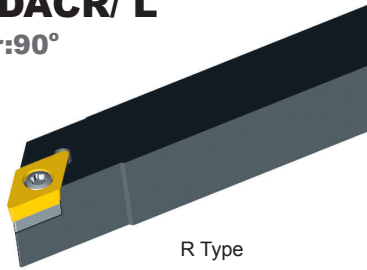
External turning tools · Drehwerkzeuge zur Außenbearbeitung

DC** Toolholder · Halter


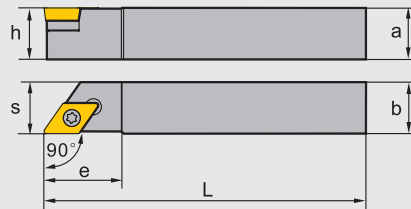
S-Clamping · S-Halter

SDACR/ L

Kr:90°







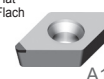





R Type
Rechtsausführung



Type Typ		Stock Lager		Dimension (mm) Abmessung						Screw Schraube	Shim Unterlage	Shim Screw, Unterlage Schraube	Wrench Schlüssel
		R	L	a	b	L	h	s	e				
SDACR/ L	1010E07	●	●	10	10	70	10	10.5	15	I60M2.5×6.5	—	—	WT07IP
	1212F11	●	●	12	12	80	12	12.5	15	I60M3.5×8	—	—	WT15IP
	1616H11	●	●	16	16	100	16	16.7	24	I60M3.5×12	D11BS	SM5×8.65XA	WT15IP WH35L

Applicable insert
Wendeschneidplatten

Application Anwendung	Extra Finishing Feinbearbeitung	Finishing Schlichten	Semi-finishing Mittlere Bearbeit.	Roughing Schruppen	Al machining Alu-Bearbeitung	Cast iron mach. Grauguss- Bearbeitung	PCBN · PCD PCBN · PKD
insert shape Schneidplattenform	SF  A102	HF  A102	HM  A103	HR  A104	LH  A104	Flat Flach  A104	Flat Flach  A135
		EF  A103	EM  A103		LC  A104		
Type · Typ	SDACR / L**E07	DC** 0702**	DC** 0702**	DC** 0702**		DCGX 0702**	DC**0702**
	SDACR / L**F / H11	DC** 11T3**	DC** 11T3**	DC** 11T3**	DC** 11T3**	DCGX 11T3**	DC** 11T3**

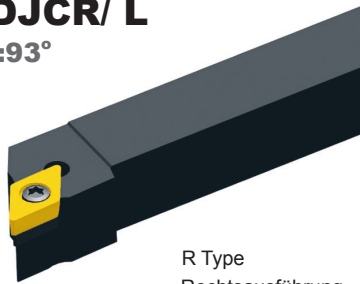
● ex stock · ab Lager ○ on demand · Anfrage

DC** Toolholder · Halter

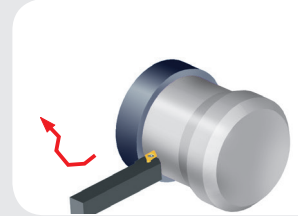
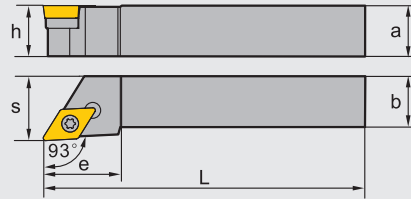
S-Clamping · S-Halter

SDJCR/ L

Kr:93°













R Type
Rechtsausführung



Type Typ		Stock Lager		Dimension (mm) Abmessung						Screw Schraube	Shim Unterlage	Shim Screw, Unterlage Schraube	Wrench Schlüssel
		R	L	a	b	L	h	s	e				
SDJCR/ L	1010E07	●	●	10	10	70	10	12	15	I60M2.5×6.5	—	—	WT07IP
	1212F07	●	●	12	12	80	12	16	15				
	1616H07	●	●	16	16	100	16	20	18				
	1616H11	●	●	16	16	100	16	20	24	I60M3.5×12	D11BS	SM5×8.65XA	WT15IP WH35L
	2020K11	●	●	20	20	125	20	25	24				
	2525M11	●	●	25	25	150	25	32	29				
	3225P11	●	●	32	25	170	32	32	29				

Applicable insert
Wendeschneidplatten

Application Anwendung	Extra Finishing Feinbearbeitung	Finishing Schichten	Semi-finishing Mittlere Bearbeit.	Roughing Schruppen	Al machining Alu-Bearbeitung	Cast iron mach. Grauguss- Bearbeitung	PCBN · PCD PCBN · PKD
insert shape Schneidplattenform	SF  A102	HF  A102	HM  A103	HR  A104	LH  A104	Flat Flach  A104	Flat Flach  A135
		EF  A103	EM  A103		LC  A104		
Type · Typ	SDJCR / L**E / F / H07	DC**0702**	DC** 0702**	DC**0702**	DCGX 0702**	DC** 0702**	DC** 0702**
	SDJCR / L**H / K / M / P11	DC** 11T3**	DC** 11T3**	DC**11T3**	DC**11T3**	DCGX 11T3**	DC** 11T3**

A

General Turning
Allgemeine Drehbearbeitung

Turning · Drehen

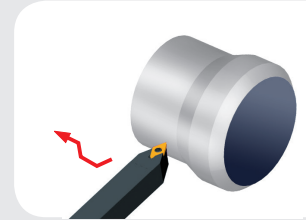
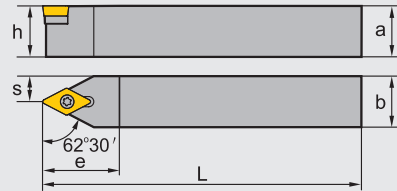
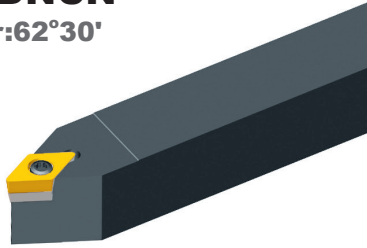
External turning tools · Drehwerkzeuge zur Außenbearbeitung

DC** Toolholder · Halter

S-Clamping · S-Halter











SDNCN

Kr:62°30'



Type Typ	Stock Lager	Dimension (mm) Abmessung						Screw Schraube	Shim Unterlage	Shim Screw, Unterlage Schraube	Wrench Schlüssel	
		a	b	L	h	s	e					
SDNCN	1010E07	●	10	10	70	10	5	20	I60M2.5×6.5	—	—	WT07IP
	1212F07	●	12	12	80	12	6	20				
	1212H11	●	12	12	100	12	6	30				
	1616H11	●	16	16	100	16	8	30	I60M3.5×12	D11BS	SM5×8.65XA	WT15IP WH35L
	2020K11	●	20	20	125	20	10	30				
	2525M11	●	25	25	150	25	12.5	30				

Applicable insert
Wendeschneidplatten

Application Anwendung	Extra Finishing Feinbearbeitung	Finishing Schlichten	Semi-finishing Mittlere Bearbeit.	Roughing Schruppen	Al machining Alu-Bearbeitung	Cast iron mach. Grauguss- Bearbeitung	PCBN · PCD PCBN · PKD
insert shape Schneidplattenform	SF  A102	HF  A102	HM  A103	HR  A104	LH  A104	Flat Flach  A104	Flat Flach  A135
		EF  A103	EM  A103		LC  A104		
Type · Typ	SDNCN**E / F07	DC**0702**	DC** 0702**	DC**0702**	DCGX 0702**	DC** 0702**	DC** 0702**
	SDNCN**H / K / M11	DC** 11T3**	DC** 11T3**	DC**11T3**	DCGX 11T3**	DC** 11T3**	DC** 11T3**

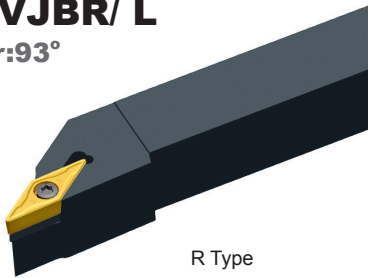
● ex stock · ab Lager ○ on demand · Anfrage

VB** Toolholder · Halter

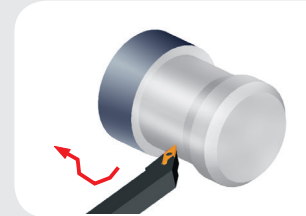
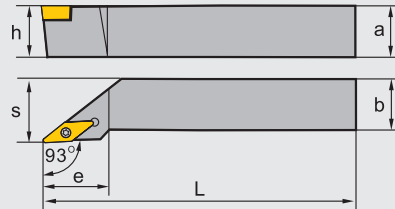
S-Clamping · S-Halter

SVJBR/ L

Kr:93°












R Type
Rechtsausführung



Type Typ		Stock Lager		Dimension (mm) Abmessung						Screw Schraube	Shim Unterlage	Shim Screw, Unterlage Schraube	Wrench Schlüssel
		R	L	a	b	L	h	s	e				
SVJBR/ L	1212F11	●	●	12	12	80	12	16	27	I60M2.5×6.5	—	—	WT07IP
	1616H11	●	●	16	16	100	16	20	27				
	2020K11	●	●	20	20	125	20	25	27				
	2525M11	●	●	25	25	150	25	32	27				
	1616H16	●	●	16	16	100	16	20	36	I60M3.5×12	V16BS	SM5×8.65XA	WT15IP WH35L
	2020K16	●	●	20	20	125	20	25	41				
	2525M16	●	●	25	25	150	25	32	41				
	3225P16	●	●	32	25	170	32	32	41				

Applicable insert
Wendeschneidplatten

Application Anwendung	Extra Finishing Feinbearbeitung	Finishing Schichten	Semi-finishing Mittlere Bearbeit.	Roughing Schruppen	Cast iron mach. Grauguss-Bearb.	PCBN · PCD PCBN · PKD
insert shape Schneidplattenform	SF  A120	EF  A120	HM  A121	HR  A121	 Flat Flach A121	 Flat Flach A137
		HF  A120	EM  A121			
		NF  A120				
Type · Typ	SVJBR/L**F/H/K/ M11	VB**1102**	VB**1102**	VB**1102**		
	SVJBR/L**H/K/M/ P16		VB**1604**	VB**1604**	VB**1604**	VB**1604**

A

General Turning
Allgemeine Drehbearbeitung

Turning · Drehen

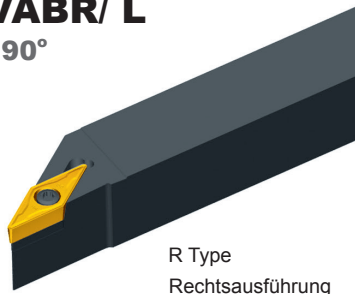
External turning tools · Drehwerkzeuge zur Außenbearbeitung

VB** Toolholder · Halter

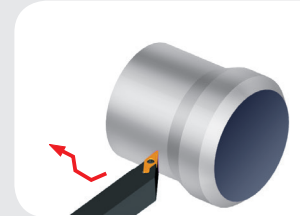
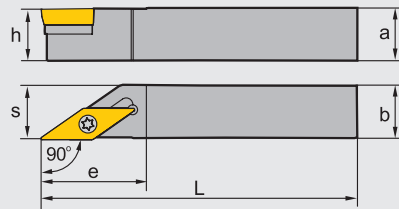
S-Clamping · S-Halter





SVABR/ L

Kr:90°






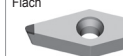





R Type
Rechtsausführung



Type Typ		Stock Lager		Dimension (mm) Abmessung						Screw Schraube	Shim Unterlage	Shim Screw, Unterlage Schraube	Wrench Schlüssel
		R	L	a	b	L	h	s	e				
SVABR/ L	1010F11			10	10	80	10	-	-	I60M2.5×6.5	—	—	WT071P
	1616H16	●	●	16	16	100	16	16.5	28	I60M3.5×12	V16BS	SM5×8.65XA	WT151P WH35L
	2020K16	●	○	20	20	125	20	20.5	28				
	2525M16	●	●	25	25	150	25	25.5	28				

Applicable insert
Wendeschneidplatten

Application Anwendung	Extra Finishing Feinbearbeitung	Finishing Schlichten	Semi-finishing Mittlere Bearbeit.	Roughing Schruppen	Cast iron mach. Grauguss-Bearb.	PCBN · PCD PCBN · PKD
insert shape Schneidplattenform	SF  A120	EF  A120	HM  A121	HR  A121	 A121	 A137
		HF  A120	EM  A121			
		NF  A120				
Type · Typ	SVABR / L**F11	VB**1102**	VB**1102**	VB**1102**		
	SVABR / L**H / K / M16		VB**1604**	VB**1604**	VB**1604**	VB**1604**

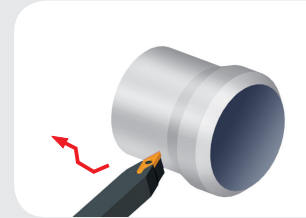
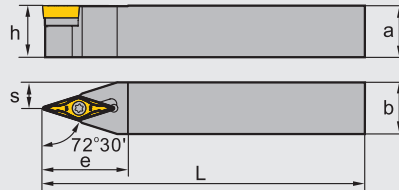
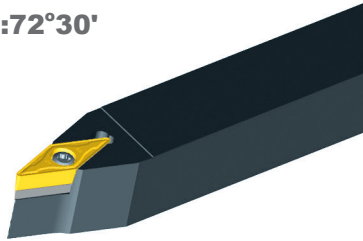
● ex stock · ab Lager ○ on demand · Anfrage

VB** Toolholder · Halter

S-Clamping · S-Halter










SVVBN

Kr:72°30'



Type Typ		Stock Lager	Dimension (mm) Abmessung					Screw Schraube	Shim Unterlage	Shim Screw, Unterlage Schraube	Wrench Schlüssel	
			a	b	L	h	s					e
SVVBN	1212F11	●	12	12	80	12	6	27	I60M2.5×6.5	—	—	WT07IP
	1616H11	●	16	16	100	16	8	27				
	2020K11	●	20	20	125	20	10	30				
	1616H16	●	16	16	100	16	8	33	I60M3.5×12	V16BS	SM5×8.65XA	WT15IP WH35L
	2020K16	●	20	20	125	20	10	33				
	2525M16	●	25	25	150	25	12.5	38				

Applicable insert
Wendeschneidplatten

Application Anwendung	Extra Finishing Feinbearbeitung	Finishing Schlichten	Semi-finishing Mittlere Bearbeit.	Roughing Schruppen	Cast iron mach. Grauguss-Bearb.	PCBN · PCD PCBN · PKD
insert shape Schneidplattenform	SF  A120	EF  A120	HM  A121	HR  A121	Flat Flach  A121	Flat Flach  A137
		HF  A120	EM  A121			
		NF  A120				
Type · Typ	SVVBN**F / H / K11	VB**1102**	VB**1102**	VB**1102**		
	SVVBN**H / K / M16		VB**1604**	VB**1604**	VB**1604**	VB**1604**

A

General Turning
Allgemeine Drehbearbeitung

Turning · Drehen

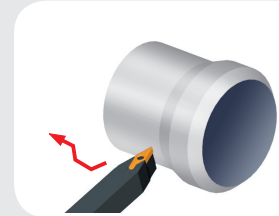
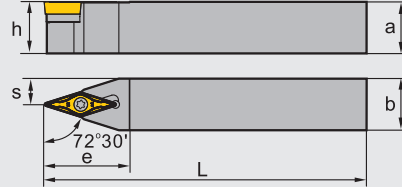
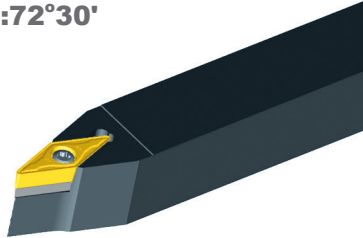
External turning tools · Drehwerkzeuge zur Außenbearbeitung

VC** Toolholder · Halter

S-Clamping · S-Halter







SVVCN

Kr:72°30'



Type Typ		Stock Lager	Dimension (mm) Abmessung					Screw Schraube	Shim Unterlage	Shim Screw, Unterlage Schraube	Wrench Schlüssel	
			a	b	L	h	s					e
SVVCN	1212F11	●	12	12	80	12	6	27	I60M2.5×6.5	—	—	WT071P
	1212M11	●	12	12	150	12	6	27				
	1616H11	●	16	16	100	16	8	27				
	2020K11	●	20	20	125	20	10	30				
	2525M11	●	25	25	150	25	12.5	38				
	1616H16	●	16	16	100	16	8	33	I60M3.5×12	V16BSC	SM5×8.65XA	WT151P WH35L
	2020K16	●	20	20	125	20	10	33				
	2525M16	●	25	25	150	25	12.5	38				

Applicable insert
Wendeschneidplatten

Application Anwendung	Extra Finishing Feinbearbeitung	Finishing Schlichten	Al machining Alu-Bearbeitung	PCBN · PCD PCBN · PKD
insert shape Schneidplattenform	SF  A118	HF  A118	LH  A119	Flat Flach  A137
		NF  A118	LC  A119	
Type · Typ	SVVCN**F / H / K / M11	VC**1103**	VC**1103**	VCGX1103**
	SVVCN**H / K / M16		VC**1604**	VCGX1604**
				VC**1604**

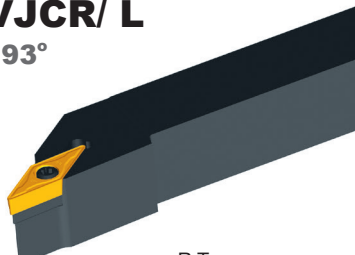
● ex stock · ab Lager ○ on demand · Anfrage

VC** Toolholder · Halter

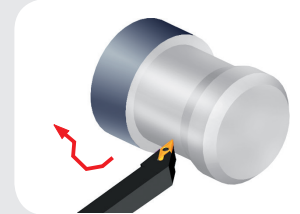
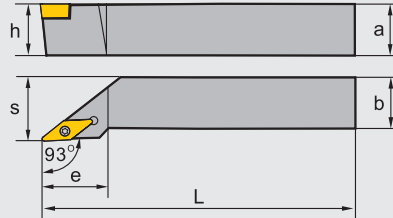
S-Clamping · S-Halter

SVJCR/ L

Kr:93°









R Type
Rechtsausführung



Type Typ		Stock Lager		Dimension (mm) Abmessung						Screw Schraube	Shim Unterlage	Shim Screw, Unterlage Schraube	Wrench Schlüssel
		R	L	a	b	L	h	s	e				
SVJCR/ L	1010E11			10	10	70	10	12	22	I60M2.5×6.5	—	—	WT071P
	1212F11	●	●	12	12	80	12	16	27				
	1616H11	●	●	16	16	100	16	20	27				
	2020K11	●	●	20	20	125	20	25	27				
	2525M11	●	●	25	25	150	25	32	27				
	1616H16	●	●	16	16	100	16	20	36	I60M3.5×12	V16BSC	SM5×8.65XA	WT151P WH35L
	2020K16	●	●	20	20	125	20	25	41				
	2020M16	●	●	20	20	150	20	25	41				
	2525M16	●	●	25	25	150	20	32	41				
3225P16			32	25	170	32	32	41					

Applicable insert
Wendeschneidplatten

Application Anwendung		Extra Finishing Feinbearbeitung	Finishing Schichten	Al machining Alu-Bearbeitung	PCBN · PCD PCBN · PKD			
insert shape Schneidplattenform	SF	 A118	HF	 A118	LH	 A119	Flat Flach	 A137
	NF	 A118	LC	 A119				
Type · Typ	SVJCR/ L**E/ F/ H/ K/ M11	VC**1103**	VC**1103**	VCGX1103**				
	SVJCR/ L**H/ K/ M/ P16		VC**1604**	VCGX1604**	VC**1604**			

A

General Turning
Allgemeine Drehbearbeitung

Turning · Drehen

External turning tools · Drehwerkzeuge zur Außenbearbeitung

A

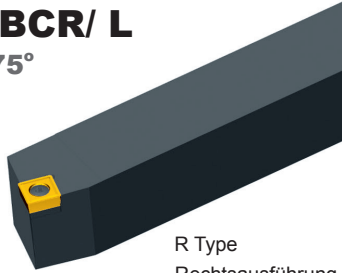
General Turning
Allgemeine Drehbearbeitung

SC** Toolholder · Halter


S-Clamping · S-Halter

SSBCR/ L

Kr:75°



R Type
Rechtsausführung



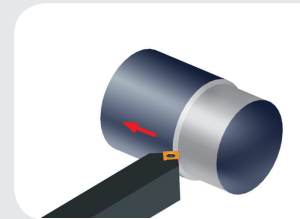
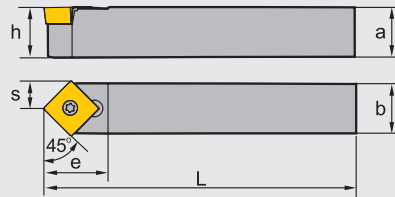

Type Typ	Stock Lager	Dimension (mm) Abmessung							Screw Schraube	Shim Unterlage	Shim Screw, Unterlage Schraube	Wrench Schlüssel	
		R	L	a	b	L	h	s					e
SSBCR/ L	1212F09	●	●	12	12	80	12	11	16	I60M3.5×8	—	—	WT151P
	1616H09	●	●	16	16	100	16	13	16	I60M3.5×8	S09BS	SM5×8.65XA	WT151P WH35L
	2020K12	●	●	20	20	125	20	17	25	I60M4×11X	S12BS	SM6×10XA	WT151P WH40L

SC** Toolholder · Halter

S-Clamping · S-Halter









SSDCN

Kr:45°



Type Typ	Stock Lager	Dimension (mm) Abmessung							Screw Schraube	Shim Unterlage	Shim Screw, Unterlage Schraube	Wrench Schlüssel
		a	b	L	h	s	e					
SSDCN	1212F09	●	12	12	80	12	6	15.5	I60M3.5×8	—	—	WT151P
	1616H09	●	16	16	100	16	8	15.5	I60M3.5×12	S09BS	SM5×8.65XA	WT151P WH35L

Applicable insert
Wendeschneidplatten

Application Anwendung	Extra Finishing Feinbearbeitung	Finishing Schlichten	Semi-finishing Mittlere Bearbeit.	Al machining Alu-Bearbeitung	Cast iron machining Grauguss-Bearbeit.
insert shape Schneidplattenform	HF  A108	HM  A108	HR  A109	LH  A109	Flat Flach  A109
	EF  A108	EM  A108		LC  A109	
Type · Typ	SSBCR / L**F / H09	SSDCN**F / H09	SSBCR / L**K12	SSDCN**F / H09	
	SC**09T3**	SC**09T3**	SC**1204**	SC**09T3**	SC**09T3**
			SC**1204**		SC**1204**
				SCGX1204**	SCGX09T3**
					SC**09T3**

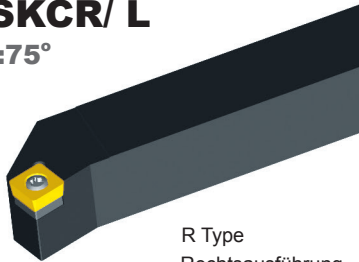
● ex stock · ab Lager ○ on demand · Anfrage

SC** Toolholder · Halter


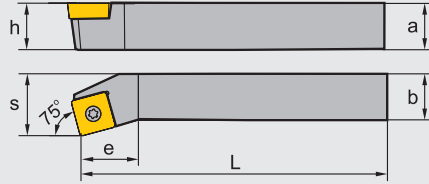
S-Clamping · S-Halter

SSKCR/ L

Kr:75°



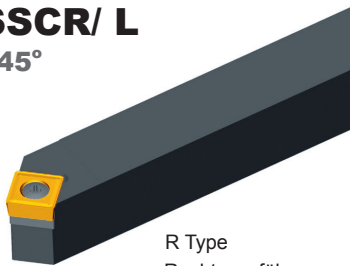
R Type
Rechtsausführung



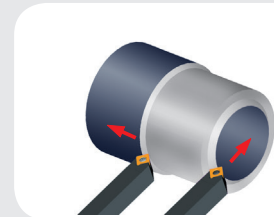
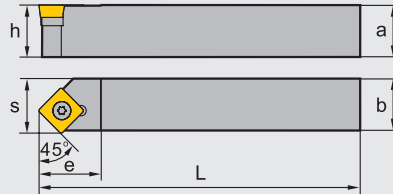
Type Typ		Stock Lager		Dimension (mm) Abmessung						Screw Schraube	Shim Unterlage	Shim Screw, Unterlage Schraube	Wrench Schlüssel
		R	L	a	b	L	h	s	e				
SSKCR/ L	1616H09	●	●	16	16	100	16	20	13				
										I60M3.5×12	S09BS	SM5×8.65XA	WT15IP WH35L

SSSCR/ L

Kr:45°



R Type
Rechtsausführung



Type Typ		Stock Lager		Dimension (mm) Abmessung						Screw Schraube	Shim Unterlage	Shim Screw, Unterlage Schraube	Wrench Schlüssel
		R	L	a	b	L	h	s	e				
SSSCR/ L	1616H09	●	●	16	16	100	16	17	16		—	—	
	2020K12	●	●	20	20	125	20	21	24	I60M4×11X	S12BS	SM6×10XA	WT15IP WH40L

Applicable insert Wendeschneidplatten

Application Anwendung	Extra Finishing Feinbearbeitung		Finishing Schlichten		Semi-finishing Mittlere Bearbeit.		Al machining Alu-Bearbeitung		Cast iron machining Grauguss-Bearbeit.	
insert shape Schneidplattenform	HF		HM		HR		LH		Flat Flach	
	EF		EM				LC			
Type · Typ	SSKCR / L**H09		SSKCR / L**H09		SSKCR / L**H09		SSKCR / L**H09		SSKCR / L**H09	
	SC**09T3**		SC**09T3**		SC**09T3**		SCG09T3**		SC**09T3**	
	SSSCR / L**H09		SSSCR / L**H09		SSSCR / L**H09		SSSCR / L**H09		SSSCR / L**H09	
	SC**09T3**		SC**09T3**		SC**09T3**		SCG09T3**		SC**09T3**	
	SSSCR / L**K12		SSSCR / L**K12		SSSCR / L**K12		SSSCR / L**K12		SSSCR / L**K12	
			SC**1204**		SC**1204**		SCGX1204**		SC**1204**	

Turning · Drehen

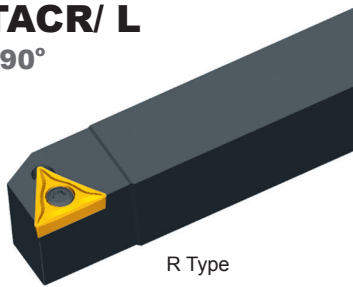
External turning tools · Drehwerkzeuge zur Außenbearbeitung

TC** Toolholder · Halter

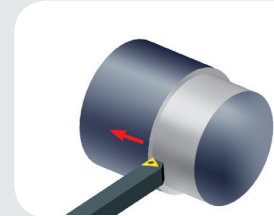
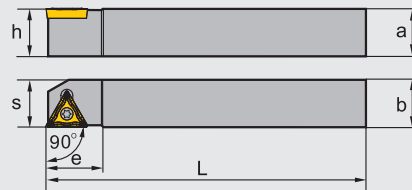
S-Clamping · S-Halter

STACR/ L

Kr:90°



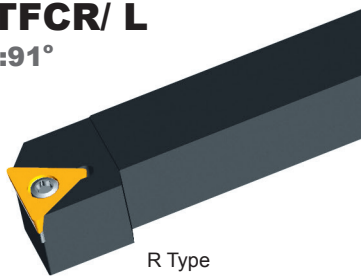
R Type
Rechtsausführung




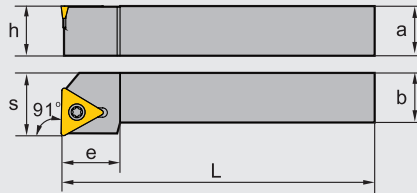
Type Typ	Stock Lager	Dimension (mm) Abmessung								Screw Schraube	Wrench Schlüssel		
		R	L	a	b	L	h	s	e				
STACR/ L	1212F11	●	●	12	12	80	12	12.5	14	I60M2.5×6.5	WT07IP		

STFCR/ L

Kr:91°






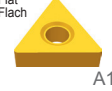
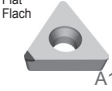





R Type
Rechtsausführung



Type Typ	Stock Lager	Dimension (mm) Abmessung								Screw Schraube	Shim Unterlage	Shim Screw, Unterlage Schraube	Wrench Schlüssel
		R	L	a	b	L	h	s	e				
STFCR/ L	1212F11	●	○	12	12	80	12	16	14	I60M2.5×6.5	—	—	WT07IP
	1616H11	●	○	16	16	100	16	20	14				
	1616H16	●	○	16	16	100	16	20	19	I60M3.5×12	T16BS	SM5×8.65XA	WT15IP WH35L
	2020K16	●	●	20	20	125	20	25	19				

Applicable insert
Wendeschneidplatten

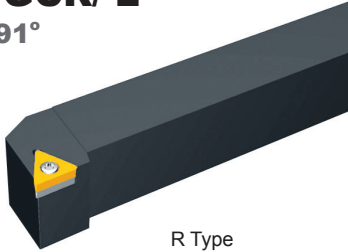
Application Anwendung	Extra Finishing Feinbearbeitung	Finishing Schlichten	Semi-finishing Mittlere Bearbeit.	Roughing Schruppen	Al machining Alu-Bearbeitung	Cast iron machining	PCBN/PCD inserts/WSP
insert shape Schneidplattenform	SF  A112	HF  A113	HM  A115	HR  A115	LH  A116	Flat Flach  A115	Flat Flach  A136
		EF  A114	EM  A114		LC  A116		
Type · Typ	STACR/ L**F11	TC**1102**	TC**1102**	TC**1102**	TC**1102**	TCGX1102**	TC**1102**
	STFCR/ L**F/ H11	TC**1102**	TC**1102**	TC**1102**	TC**1102**	TCGX1102**	TC**1102**
	STFCR/ L**H/ K16		TC**16T3**	TC**16T3**	TC**16T3**	TCGX16T3**	TC**16T3**

● ex stock · ab Lager ○ on demand · Anfrage

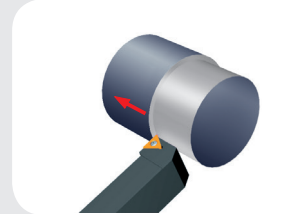
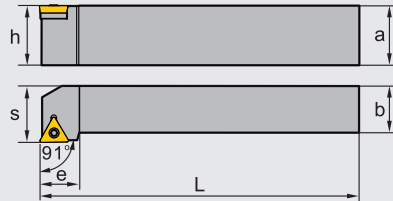
TC** Toolholder · Halter

S-Clamping · S-Halter

STGCR/ L Kr:91°



R Type
Rechtsausführung



Type Typ		Stock Lager		Dimension (mm) Abmessung						Screw Schraube	Shim Unterlage	Shim Screw, Unterlage Schraube	Wrench Schlüssel
		R	L	a	b	L	h	s	e				
STGCR/ L	0808D09	●	●	08	08	60	8	10	11	I60M2.2×5.5	—	—	WT06IP
	1010E09	●	●	10	10	70	10	12	11				
	1212F11	●	●	12	12	80	12	16	14				
	1616H11	●	●	16	16	100	16	20	16	I60M2.5×6.5	—	—	WT07IP
	2020K16	●	●	20	20	125	20	25	21				
	2525M16	●	●	25	25	150	25	25	21	I60M3.5×12	T16BS	SM5×8.65XA	WT15IP WH35L

Applicable insert
Wendeschneidplatten

Application Anwendung	Extra Finishing Feinbearbeitung	Finishing Schlichten	Semi-finishing Mittlere Bearbeit.	Roughing Schruppen	Al machining Alu-Bearbeitung	Cast iron machining	PCBN/PCD inserts/WSP
insert shape Schneidplattenform	SF A112	HF A113	HM A115	HR A115	LH A116	Flat Flach A115	Flat Flach A136
		EF A114	EM A114		LC A116		
Type · Typ	STGCR / L**D / E09	TC**0902**	TC**0902**	TC**0902**	TC**0902**	TCGX0902**	TC**0902**
	STGCR / L**F / H11	TC**1102**	TC**1102**	TC**1102**	TC**1102**	TCGX1102**	TC**1102**
	STGCR / L**K / M16		TC**16T3**	TC**16T3**	TC**16T3**	TCGX16T3**	TC**16T3**

A

General Turning
Allgemeine Drehbearbeitung

Turning · Drehen

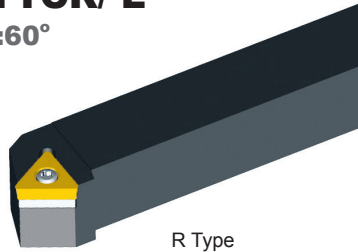
External turning tools · Drehwerkzeuge zur Außenbearbeitung

TC** Toolholder · Halter

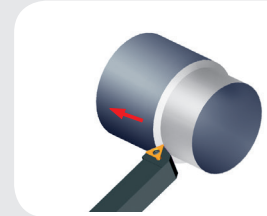
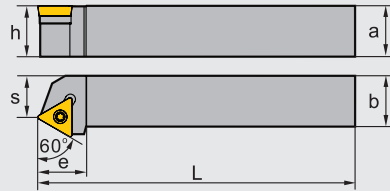
S-Clamping · S-Halter

STTCR/ L

Kr:60°













R Type
Rechtsausführung



Type Typ		Stock Lager		Dimension (mm) Abmessung						Screw Schraube	Shim Unterlage	Shim Screw, Unterlage Schraube	Wrench Schlüssel
		R	L	a	b	L	h	s	e				
STTCR/ L	1616H11	●	○	16	16	100	16	13	14	I60M2.5×6.5	—	—	WT07IP
	1616H16	●	●	16	16	100	16	13	19	I60M3.5×12	T16BS	SM5×8.65XA	WT15IP
	2020K16	●	●	20	20	125	20	17	19				WH35L

Applicable insert
Wendeschneidplatten

Application Anwendung	Extra Finishing Feinbearbeitung	Finishing Schlichten	Semi-finishing Mittlere Bearbeit.	Roughing Schruppen	Al machining Alu-Bearbeitung	Cast iron machining	PCBN/PCD inserts/WSP	
insert shape Schneidplattenform	SF  A112	HF  A113	HM  A115	HR  A115	LH  A116	Flat Flach  A115	Flat Flach  A136	
		EF  A114	EM  A114		LC  A116			
Type · Typ	STTCR / L**H11	TC**1102**	TC**1102**	TC**1102**	TC**1102**	TCGX1102**	TC**1102**	TC**1102**
	STTCR / L**H / K16		TC**16T3**	TC**16T3**	TC**16T3**	TCGX16T3**	TC**16T3**	TC**16T3**

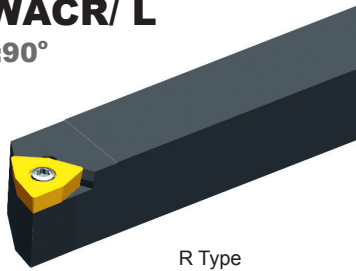
● ex stock · ab Lager ○ on demand · Anfrage

WC** Toolholder · Halter

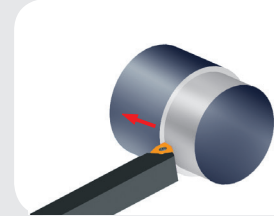
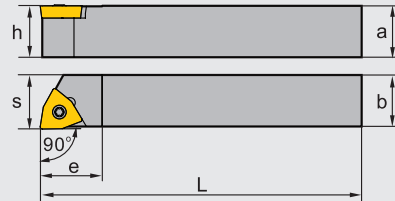
S-Clamping · S-Halter

SWACR/ L

Kr:90°



R Type
Rechtsausführung



Type Typ	Stock Lager	Dimension (mm) Abmessung								Screw Schraube	Wrench Schlüssel		
		R	L	a	b	L	h	s	e				
SWACR/ L	1010E04	●	●	10	10	70	10	10.5	10	I60M2.5×6.5	WT07IP		
	1212F04	●	●	12	12	80	12	12.0	14				
	1616H06	●	●	16	16	100	16	16.5	20	I60M3×7	WT10IP		
	2020K08	●	●	20	20	125	20	20.5	24	I60M3.5×12	WT15IP		

Applicable insert
Wendeschneidplatten

Application
Anwendung

Finishing
Schlichten

insert shape
Schneidplattenform

53



A112

Type · Typ		
SWACR / L**E / F04		WC*X0402**
SWACR / L**H06		WC*X06T3**
SWACR / L**K08		WC*X0804**

A

General Turning
Allgemeine Drehbearbeitung

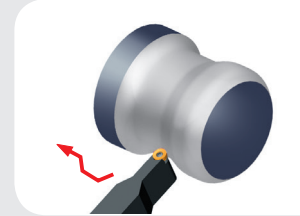
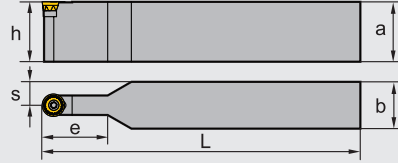

Turning · Drehen

External turning tools · Drehwerkzeuge zur Außenbearbeitung

RC** Toolholder · Halter



S-Clamping · S-Halter

SRDCN



Type Typ	Stock Lager	Dimension (mm) Abmessung							Screw Schraube	Shim Unterlage	Shim Screw, Unterlage Schraube	Wrench Schlüssel
		a	b	L	h	s	e					
SRDCN	1616H08	○	16	16	100	16	8	16	I60M3×7	—	—	WT10IP
	2020K08	●	20	20	125	20	10	16	I60M3.5×10	—	—	WT15IP
	2020K10	●	20	20	125	20	10	25				
	2525M10	●	25	25	150	25	12.5	25	I60M3.5×12	R12BS	SM5×8.65XA	WT15IP WH35L
	2020K12	●	20	20	125	20	10	35				
	2525M12	●	25	25	150	25	12.5	35				
	3225P12	●	32	25	170	32	12.5	35	I60M4×15X	R16BS	SM6×10XA	WT15IP WH40L
	3225P16	●	32	25	170	32	12.5	35				
	3232P16	●	32	32	170	32	16	40	I43M6×16	—	—	WT25IT
	4040S16	●	40	40	250	40	20	50				
4040S20	●	40	40	250	40	20	50					

Applicable insert
Wendeschneidplatten

Application Anwendung	Semi-Finishing Mittlere Bearbeitung	Al machining Alu-Bearbeitung
insert shape Schneidplattenform	 A106	LH  A106
SRDCN**H08	RCMT0803MO	RCGX0803MO-LH
SRDCN**H / K / M10	RCMT10T3 MO	
SRDCN**K / M / P12	RCMT1204 MO	
SRDCN**P / S16	RCMT1606 MO	
SRDCN**P / S20	RCMT2006 MO	

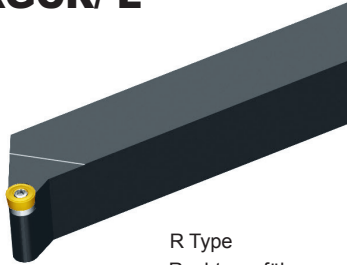
Holder not suitable for RCMX inserts
Halter nicht für RCMX Platten geeignet

● ex stock · ab Lager ○ on demand · Anfrage

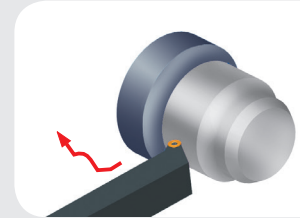
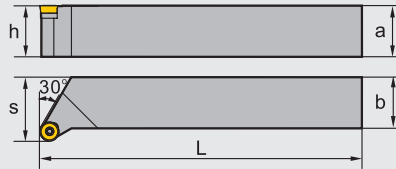
RC** Toolholder · Halter





S-Clamping · S-Halter

SRGCR/ L





R Type
Rechtsausführung



Type Typ		Stock Lager		Dimension (mm) Abmessung					Screw Schraube	Shim Unterlage	Shim Screw, Unterlage Schraube	Wrench Schlüssel
		R	L	a	b	L	h	s				
SRGCR/ L	1616H08			16	16	100	16	20	I60M3×7	—	—	WT10IP
	1616H10			16	16	100	16	20	I60M3.5×10	—	—	WT15IP
	2020K10	●	●	20	20	125	20	25	I60M3.5×10	—	—	WT15IP
	2525M10	●	○	25	25	100	25	32	I60M3.5×10	—	—	WT15IP
	2020K12	●	●	20	20	125	20	27	I60M3.5×12	R12BS	SM5×8.65XA	WT15IP WH35L
2525M12	●	○	25	25	150	25	32	I60M3.5×12	R12BS	SM5×8.65XA	WT15IP WH35L	

Applicable insert
Wendeschneidplatten

Application Anwendung	Semi-Finishing Mittlere Bearbeitung	Al machining Alu-Bearbeitung
insert shape Schneidplattenform	 A106	LH  A106
Type Typ	SRGCR / L**H08	RCGX0803MO-LH
	SRGCR / L**H / K / M10	RCMT10T3 MO
	SRGCR / L**K / M12	RCMT1204 MO

Holder not suitable for RCMX inserts
Halter nicht für RCMX Platten geeignet

Turning · Drehen

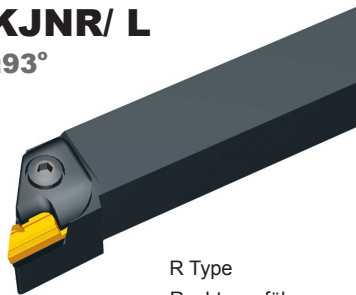
External turning tools · Drehwerkzeuge zur Außenbearbeitung

KNUX** Toolholder · Halter


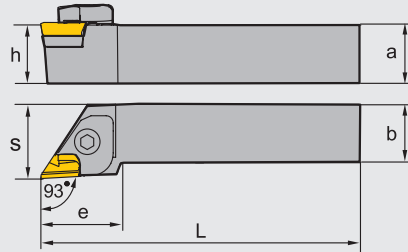
C-Clamping · C-Halter

CKJNR/ L

Kr:93°



R Type
Rechtsausführung



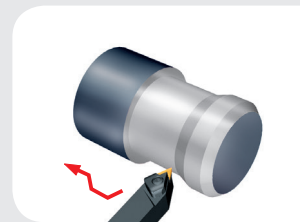
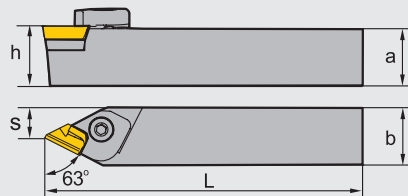
Type Typ	Stock Lager	Dimension (mm) Abmessung						Application inserts Wendeschneid- platten	Clamp Pratze	Clamp PratzeScrew Schraube	Spring Feder	Clamping stud Passtift	Shim Unterlage	Shim Screw, Unterlage Schraube	Wrench Schlüssel	
		a	b	L	h	s	e									
CKJNR	2525M16	●	25	25	150	25	32	KNUX1604**R A95	C6R1T	CM6×25A	SPR1 SPR2	P0515	K16CC	SM3×10B	WH20L WH40L	
	3232P16	●	32	32	170	32	40									32
	4040R16	●	40	40	200	40	50									32
CKJNL	2525M16	●	25	25	150	25	32	KNUX1604**L A95	C6L1T	CM6×25A	SPR1 SPR2	P0515	K16CCL	SM3×10B	WH20L WH40L	
	3232P16	●	32	32	170	32	40									32
	4040R16	●	40	40	200	40	50									32

CKNNR/ L

Kr:63°



R Type
Rechtsausführung



Type Typ	Stock Lager	Dimension (mm) Abmessung					Application inserts Wendeschneid- platten	Clamp Pratze	Clamp PratzeScrew Schraube	Spring Feder	Clamping stud Passtift	Shim Unterlage	Shim Screw, Unterlage Schraube	Wrench Schlüssel	
		a	b	L	h	s									
CKNNR	2525M16	●	25	25	150	25	14.3	KNUX1604**R A95	C6R1T	CM6×25A	SPR1 SPR2	P0515	K16CC	SM3×10B	WH20L WH40L
	3232P16	○	32	32	170	32	16.8								
CKNNL	2525M16	●	25	25	150	25	14.3	KNUX1604**L A95	C6L1T	CM6×25A	SPR1 SPR2	P0515	K16CCL	SM3×10B	WH20L WH40L
	3232P16	○	32	32	170	32	16.8								

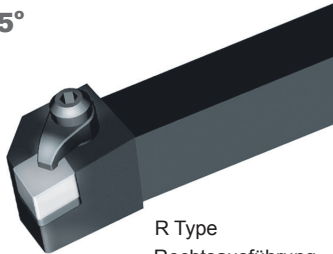
● ex stock · ab Lager ○ on demand · Anfrage

CN** Toolholder · Halter

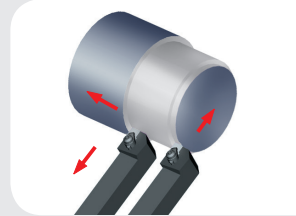
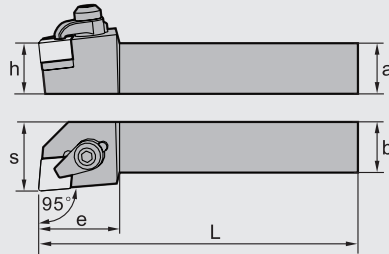
C-Clamping · C-Halter

CCLNR/ L

Kr:95°



R Type
Rechtsausführung



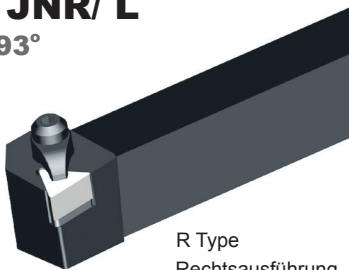
Type Typ	Stock Lager	Dimension (mm) Abmessung							Application inserts Wendeschneid- platten	Clamp Pratze	Clamp screw Schraube	Wrench Schlüssel	Shim Unterlage	Shim screw Schraube	Spring Feder	
		R	L	a	b	L	h	s								e
CCLNR/ L	2020K12	○	○	20	20	125	20	27	32	CNGN1207** (1204**) A153	C1RC	CM6×30B	WH20L WH40L	C12CC-07 (C12CC-04)	SM3×10B	SPR1
	2525M12	○	●	25	20	100	25	27	36							
	2525M16	○	○	25	25	150	25	32	36	CNGN1606** (1604**) A153	C2RC	CM8×30B	WH30L WH50L	C16CC-06 (16CC-04)	SM4×12B	SPR3
	3225P16	○	○	32	25	170	32	32	36							

TN** Toolholder · Halter

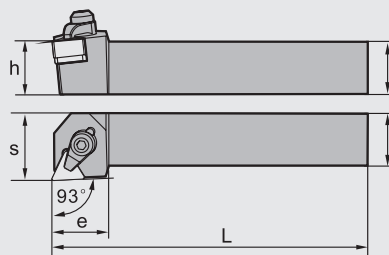
C-Clamping · C-Halter

CTJNR/ L

Kr:93°



R Type
Rechtsausführung



Type Typ	Stock Lager	Dimension (mm) Abmessung							Application inserts Wendeschneid- platten	Clamp Pratze	Clamp screw Schraube	Wrench Schlüssel	Shim Unterlage	Shim screw Schraube	Spring Feder	
		R	L	a	b	L	h	s								e
CTJNR/ L	2020K16	○	○	20	20	125	20	25	30	TNGN1607** (1604**) A159	C1RC	CM6×30B	WH20L WH40L	T16CC-07 (T16CC-04)	SM3×10B	SPR1
	2525M16	○	○	25	25	150	25	32	30							

Turning · Drehen

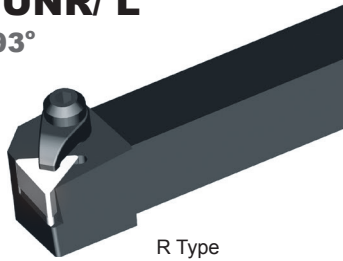
External turning tools · Drehwerkzeuge zur Außenbearbeitung

TN** Toolholder · Halter

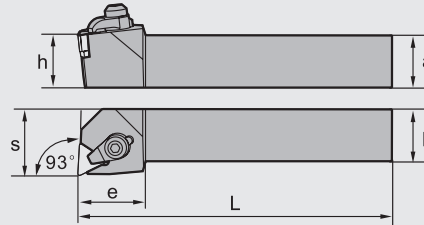
C-Clamping · C-Halter

CTUNR/ L

Kr:93°



R Type
Rechtsausführung



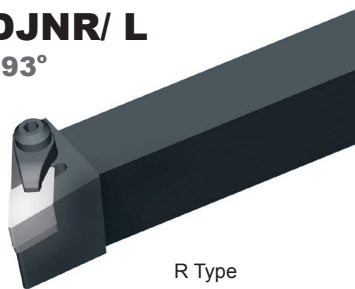
Type Typ		Stock Lager		Dimension (mm) Abmessung						Application inserts Wendeschneid- platten	Clamp Pratze	Clamp screw Schraube	Wrench Schlüssel	Shim Unterlage	Shim screw Schraube	Spring Feder
		R	L	a	b	L	h	s	e							
CTUNR/ L	2020K12			20	20	125	20	25	27	TNGN1607** (1604**) A159	C1RC	CM6×30B	WH20L WH40L	T16CC-07 (T16CC-04)	SM3×10B	SPR1
	2525M16	○	○	25	25	150	25	32	27							

DN** Toolholder · Halter

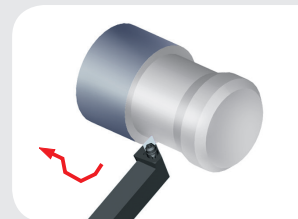
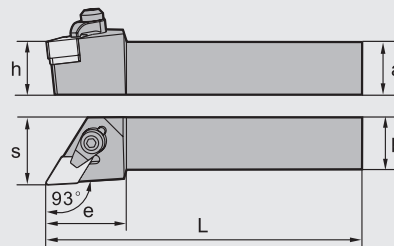
C-Clamping · C-Halter

CDJNR/ L

Kr:93°



R Type
Rechtsausführung



Type Typ		Stock Lager		Dimension (mm) Abmessung						Application inserts Wendeschneid- platten	Clamp Pratze	Clamp screw Schraube	Wrench Schlüssel	Shim Unterlage	Shim screw Schraube	Spring Feder
		R	L	a	b	L	h	s	e							
CDJNR/ L	2525M15	●	●	25	25	150	25	32	32	DNGN1507** (1504**) A155	C1RC	CM6×30B	WH20L WH40L	D15CC-07 (D15CC-04)	SM3×10B	SPR1
	3225P15	○	○	32	25	170	32	32	32							

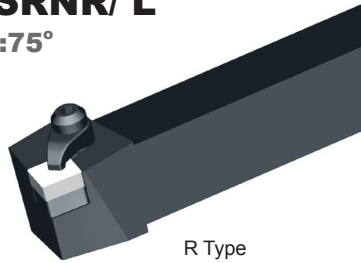
● ex stock · ab Lager ○ on demand · Anfrage

SN** Toolholder · Halter

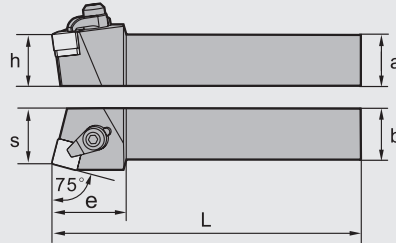
C-Clamping · C-Halter

CSRNR/ L

Kr:75°



R Type
Rechtsausführung



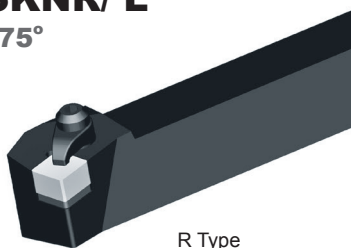
Type Typ	Stock Lager	Dimension (mm) Abmessung							Application inserts Wendeschneid- platten	Clamp Pratze	Clamp screw Schraube	Wrench Schlüssel	Shim Unterlage	Shim screw Schraube	Spring Feder	
		R	L	a	b	L	h	s								e
CSRNR/ L	2020K12	○	○	20	20	125	20	22	32	SNGN1207** (1204**) A157	C1RC	CM6×30B	WH20L WH40L	S12CC-07 (S12CC-04)	SM3×10B	SPR1
	2525M12	○	○	25	20	100	25	27	32							
	3225P12	○	○	32	25	170	32	27	32							
	3225P15	○	○	32	25	170	32	32	40	SNGN1507** A157	C2RC	CM8×30B	Wø30L WH50L	S15CC-07	SM4×12B	SPR3
	4040R15	○	○	40	40	200	40	43	40							

SN** Toolholder · Halter

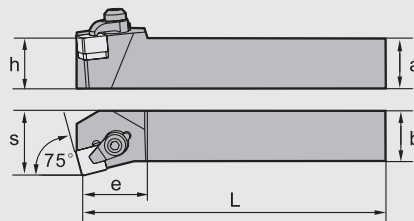
C-Clamping · C-Halter

CSKNR/ L

Kr:75°



R Type
Rechtsausführung



Type Typ	Stock Lager	Dimension (mm) Abmessung							Application inserts Wendeschneid- platten	Clamp Pratze	Clamp screw Schraube	Wrench Schlüssel	Shim Unterlage	Shim screw Schraube	Spring Feder	
		R	L	a	b	L	h	s								e
CSKNR/ L	2020K12	○	○	20	20	125	20	25	25	SNGN1207** (1204**) A157	C1RC	CM6×30B	WH20L WH40L	S12CC-07 (S12CC-04)	SM3×10B	SPR1
	2525M12	○	○	25	25	170	25	32	25							
	3225P12	○	○	32	25	170	32	32	25							
	3225P15	○	○	32	25	170	32	32	30	SNGN1507** A157	C2RC	CM8×30B	WH30L WH50L	S15CC-07	SM4×12B	SPR3

A

General Turning
Allgemeine Drehbearbeitung


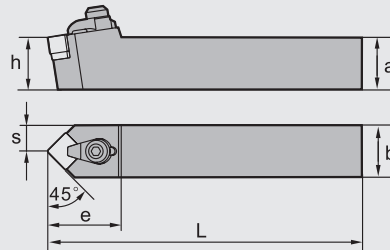

Turning · Drehen

External turning tools · Drehwerkzeuge zur Außenbearbeitung

SN** Toolholder · Halter

C-Clamping · C-Halter

CSDNN Kr:45°


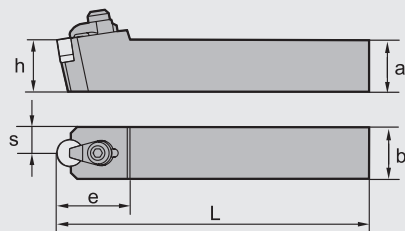



Type Typ	Stock Lager	Dimension (mm) Abmessung						Application inserts Wendeschneid- platten	Clamp Pratze	Clamp screw Schraube	Wrench Schlüssel	Shim Unterlage	Shim screw Schraube	Spring Feder	
		a	b	L	h	s	e								
CSDNN	2020K12	○	20	20	125	20	10	35	SNGN1207** (1204**) A157	C1RC	CM6×30B	WH20L WH40L	S12CC-07 (S12CC-04)	SM3×10B	SPR1
	2525M12	●	25	25	150	25	12.5	30							
	3225P12	○	32	25	170	32	12.5	35							

RN** Toolholder · Halter

C-Clamping · C-Halter

CRDNN



Type Typ	Stock Lager	Dimension (mm) Abmessung						Application inserts Wendeschneid- platten	Clamp Pratze	Clamp screw Schraube	Wrench Schlüssel	Shim Unterlage	Shim screw Schraube	Spring Feder	
		a	b	L	h	s	e								
CRDNN	2020K12	○	20	20	125	20	10	32	RNGN1207** (1204**) A160	C1RC	CM6×30B	WH20L WH40L	R12CC-07 (R12CC-04)	SM3×10B	SPR1
	2525M12	○	25	25	150	25	12.5	32							
	3225P12	○	32	25	170	32	12.5	32							
	3232P15	○	32	32	170	32	17.5	40	RNGN1507** A160	C2RC	CM8×30B	WH20L WH50L	R15CC-07	SM3×10B	SPR3
	4040R15	○	40	40	200	40	20	40							

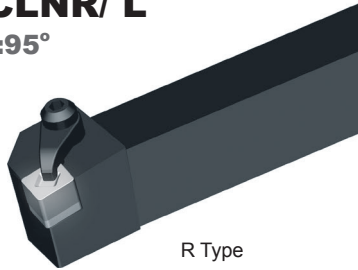
● ex stock · ab Lager ○ on demand · Anfrage

CN** Toolholder · Halter

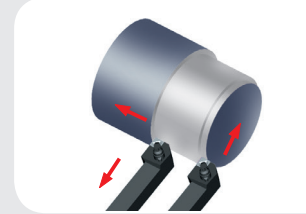
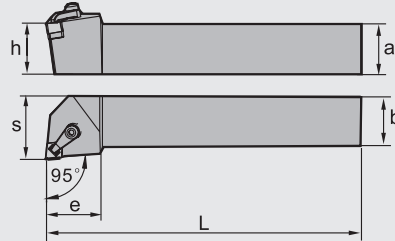
J-Clamping · J-Halter

JCLNR/ L

Kr:95°



R Type
Rechtsausführung



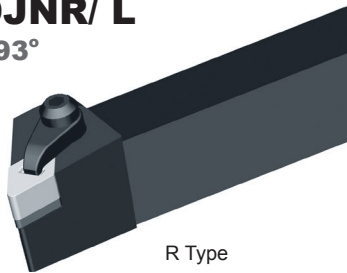
Type Typ	Stock Lager	Dimension (mm) Abmessung							Application inserts Wendeschneid- platten	Clamp Pratze	Clamp screw Schraube	Wrench Schlüssel	Shim Unterlage	Shim screw Schraube	Spring Feder	
		R	L	a	b	L	h	s								e
JCLNR/ L	2020K12	○	○	20	20	125	20	29	32	CNGX1207** A154	C1RJ	CM6×30B	WH20L WH40L	C12CC-07	SM3×10B	SPR1
	2525M12	○	○	25	25	150	25	32	32							

DN** Toolholder · Halter

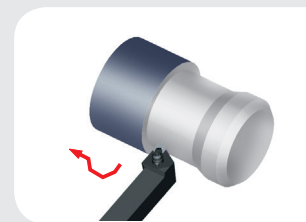
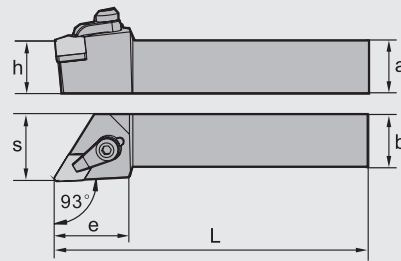
J-Clamping · J-Halter

JDJNR/ L

Kr:93°



R Type
Rechtsausführung



Type Typ	Stock Lager	Dimension (mm) Abmessung							Application inserts Wendeschneid- platten	Clamp Pratze	Clamp screw Schraube	Wrench Schlüssel	Shim Unterlage	Shim screw Schraube	Spring Feder	
		R	L	a	b	L	h	s								e
JDJNR/ L	2525M15	●	○	25	25	150	25	32	38	DNGX1507** A155	C1RJ	CM6×30B	WH20L WH40L	D15CC-07	SM3×10B	SPR1
	3225P15	○	○	32	25	170	32	32	38							

Turning · Drehen

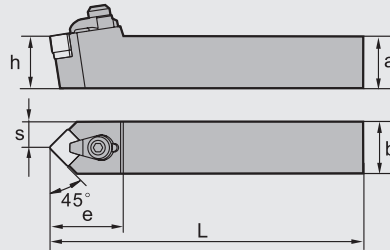
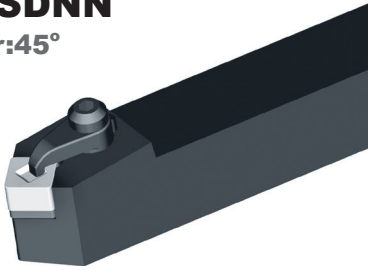
External turning tools · Drehwerkzeuge zur Außenbearbeitung








SN** Toolholder · Halter

J-Clamping · J-Halter

JSDNN

Kr:45°



Type Typ	Stock Lager	Dimension (mm) Abmessung						Application inserts Wendeschneid- platten	Clamp Pratze	Clamp screw Schraube	Wrench Schlüssel	Shim Unterlage	Shim screw Schraube	Spring Feder	
		a	b	L	h	s	e								
JSDNN	2020K12	○	20	20	125	20	10	40	SNGX1207** A156	C1RJ	CM6×30B	WH20L WH40L	S12CC-07	SM3×10B	SPR1
	2525M12	○	25	25	150	25	12.5	40							
	3225P12	○	32	25	170	32	12.5	40							

● ex stock · ab Lager ○ on demand · Anfrage

A close-up, high-angle photograph of a turning tool tip, likely a carbide insert, mounted on a tool holder. The tool is positioned diagonally across the frame, with the sharp cutting edge pointing towards the top left. The background is a solid blue color.

Turning · Drehen

Internal Turning Tools · Drehwerkzeuge zur Innenbearbeitung

Turning tool overview · Drehwerkzeuge Übersicht A235

Turning tool code key · ISO Kennzeichnung A236-A237

**Detailed table of Internal turning tool
Drehwerkzeuge zur Innenbearbeitung A238-A263**

Turning toolholders by P type clamping · Drehwerkzeuge / P Klemmung A238-A245

Turning toolholders by S type clamping · Drehwerkzeuge / S Klemmung A246-A262

Antivibration Tool Holder · Antivibration-Klemmhalter A264-A270

Turning - Drehen

Internal turning tools Overview - Drehwerkzeugen zur Innenbearbeitung Übersicht

A

General Turning
Allgemeine Drehbearbeitung

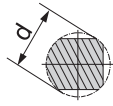












Clamping system Klemmsystem	Feature Merkmale	62°30'	75°	85°	90°	91°	93°	93°	95°	107°30'
P	<ul style="list-style-type: none"> min. Ø to be machined = 20mm min. Bearbeitungs Ø = 20mm neg. inserts with good stability and Economy Neg. WSP mit guter Stabilität & Wirtschaftlichkeit 	PDSN A240	PSKN A243		PTFN A244			PDUN A241	PCLN A238	
									PWLN A245	
S	<ul style="list-style-type: none"> min. Ø to be machined = 8,5mm (Screw Clamping) min. Bearbeitungs Ø = 8,5mm (Schraubenklemm.) Inserts with 5°/7°/11° Pos.-WSP mit 5°/7°/11° 		SSKC A251	SDZC A250	SCFC A261	STFC A252	STUP A260	SDUC A249		SDQC A248
								SDUP A259	SCLC A246	SDQP A258
								SVUC A254	SCLC A246	SVQB A255
								SVUB A256	SCLP A257	SVQC A253
Antivibration Antivibration	<ul style="list-style-type: none"> Antivibrations toolholder (Cemented Carbide) min. Ø to be machined = 8,5mm Inserts with 5°/7°/11° Antivibrations-Klemmhalter (Hartmetall) min. Bearbeitungs Ø = 8,5mm WSP mit 5°/7°/11° 						STUP A267	SDUP A266	SCLP A264	SDQP A265
									SVUC A270	

Turning · Drehen

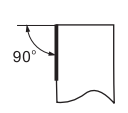
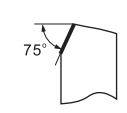
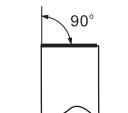
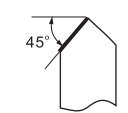
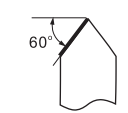
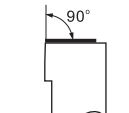
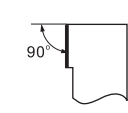
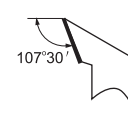
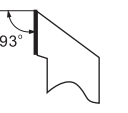
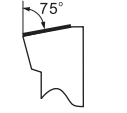
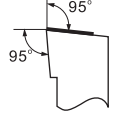
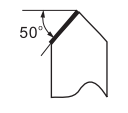
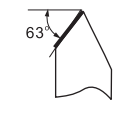
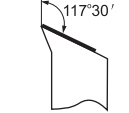
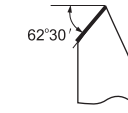
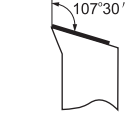
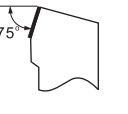
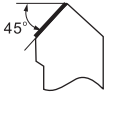
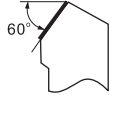
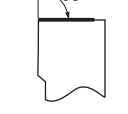
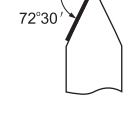
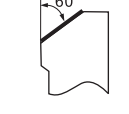

Internal turning tools Code Key · Drehwerkzeugen zur Innenbearbeitung ISO Kennzeichnung

A

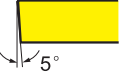
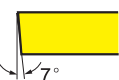

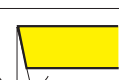

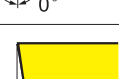
General Turning
Allgemeine Drehbearbeitung

Type of Shank Schaftausführung		Shank diameter Schaftdurchmesser	Tool length Halterlänge	Clamping System Klemmsystem	Insert shape Plattenform	
code	Type Typ					
A	Steel shank+Oil hole Stahlschaft mit Kühlbohrung	code diameter Durchmesser	code length Länge	P	C	D
C	Carbide shank Hartmetallschaft	16 16	H 100			
E	Carbide shank+Oil hole Hartmetallschaft mit Kühlbohrung	20 20	K 125	M Screw clamping Schraub-Spannsystem	R	S
S	Steel shank Stahlschaft	25 25	M 150			
X	Special insert application Besondere Anwendung	32 32	N 160	S Wedge lock clamping Pratzenkeilklemmung	T	V
		40 40	Q 180			
		50 50	R 200	C Overhead clamping Pratzenkeilklemmung	W	
			S 250			
			T 300			
			U 350			
			V 400			

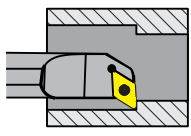
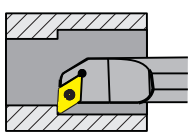
S 16 R - S D U

Holder style and lead angle Halterform und Anstellwinkel							
A	B	C	D	E	F	G	H
							
J	K	L	M	N	O	P	Q
							
R	S	T	U	V	W	X	
							

Clearance angle of major cutting edge
Freiwinkel von Hauptschneide

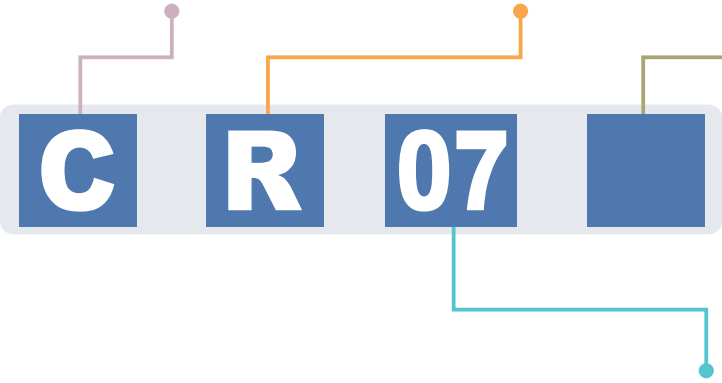
	B
	C
	D
	E
	N
	P








Holder execution
Halteausführung

	L
	R

Manufacture option
Herstellungsoptionen

D	Increase offset f size+1.0mm <i>Aufmaß von F +1mm erhöhen</i>
E	Increase offset f size+2.0mm <i>Aufmaß von F +2mm erhöhen</i>
R	Round shank <i>Rundschaft</i>
W	Wedge clamping <i>Keil-Klemmung</i>
X	Back boring <i>Rückwärts drehen</i>



Cutting edge length <i>Schneidkantenlänge</i>							
insert shape <i>insert shape</i>	C	D	R	S	T	V	W
							
Diameter of incircle (mm) <i>Durchmesser von Innenkreis</i>	Cutting edge length <i>Schneidkantenlänge</i>						
5.556	---	---	---	---	09	---	---
6.350	06	07	---	---	11	---	---
9.525	09	11	09	09	16	16	06
12.700	12	15	12	12	22	22	08
15.875	16	19	15	15	27	---	---
19.050	19	---	19	19	33	---	---
25.400	25	---	25	25	44	---	---

Turning · Drehen

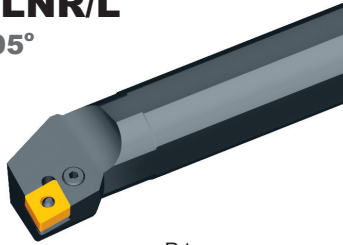
Internal turning tools · Drehwerkzeuge zur Innenbearbeitung

CN** Toolholder · Halter

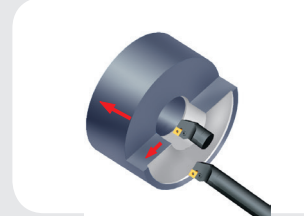
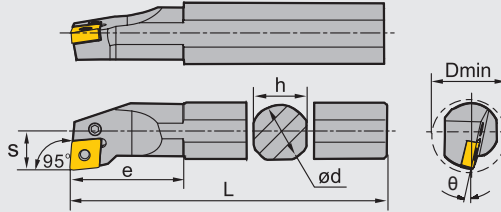
P-Clamping / P-Halter

PCLNR/L

Kr:95°



R type
Rechtsausführung



Type Typ	Stock Lager		Dimension (mm) Abmessung							Screw Schraube	Wrench Schlüssel	Lever Kniehebel	Shim Unterlage	Shim pin Rohrstift
	R	L	Dmin	ød	h	L	s	θ	e					
S16M-PCLNR/L09	●	●	20	16	15	150	11	-12°	28	LEM5×9B	WH20L	L3C	—	—
S16R-PCLNR/L09	●	●	20	16	15	200	11	-12°	28					
S20Q-PCLNR/L09	●	●	25	20	18	180	13	-11°	31					
S20S-PCLNR/L09	●	●	25	20	18	250	13	-11°	31					
S25Q-PCLNR/L09	○	○	32	25	23	180	17	-10°	35					
S25T-PCLNR/L09	●	●	32	25	23	300	17	-10°	35	LEM6×13.4A	WH25L	L4A	—	—
S25Q-PCLNR/L12	○	○	32	25	23	180	17	-12°	40					
S25T-PCLNR/L12	●	●	32	25	23	300	17	-12°	40					
S32R-PCLNR/L12	●	●	44	32	30	200	22	-10°	50					
S32U-PCLNR/L12	●	●	44	32	30	350	22	-10°	50					
S40S-PCLNR/L12	○	○	54	40	37	250	27	-10°	55	LEM8×21	WH30L	L4	C12APB	SP4
S40V-PCLNR/L12	●	●	54	40	37	400	27	-10°	55					
S50S-PCLNR/L12	○	●	63	50	47	250	35	-10°	56					
S50W-PCLNR/L12	●	●	63	50	47	450	35	-10°	56					
S50S-PCLNR/L19	○	○	63	50	47	250	35	-10°	63					
S50W-PCLNR/L19	●	●	63	50	47	450	35	-10°	63	LEM10×27	WH40L	L6	C19AP	SP6
◆ A25R-PCLNR/L12	●	●	32	25	24	200	17	-12°	40					
◆ A32S-PCLNR/L12	●	●	44	32	31	250	22	-10°	50					
















● ex stock · ab Lager ○ on demand · auf Anfrage ◆ Toolholder with holes for coolant · Klemmhalter mit Kühlmittelbohrung

Turning · Drehen

Internal turning tools · Drehwerkzeuge zur Innenbearbeitung

A

General Turning
Allgemeine Drehbearbeitung

Applicable insert Wendeschneidplatten		Finishing Schlichten		Semi-Finishing Mittlere Bearbeitung		Roughing Schruppen		Cast iron machining Grauguss Bearbeitung				
Application Anwendung												
insert shape Schneidplattenform	DF		A60	PM		A61	DR Double side doppelseitig		A63	Flat Flach		A66
	SF		A60	DM		A62	DR Single side einseitig		A63	TC		A63
	EF		A60	EM		A62	ER Double side doppelseitig		A64			
	NF		A61	NM		A63	ER Single side einseitig		A64			
							LR Single side einseitig		A64			
Type Typ	**PCLNR/L09	CN**0903**		CN**0903**						CN**0903**		
	PCLNR/L12	CN1204**		CN**1204**		CN**1204**		CN**1204**		CN**1204**		
	PCLNR/L19					CN1906**		CN**1906**		CN**1906**		

◆ Toolholder with holes for Coolant · Klemmhalter mit Kühlmittelbohrung

● ex stock · ab Lager ○ on demand · auf Anfrage

Turning · Drehen

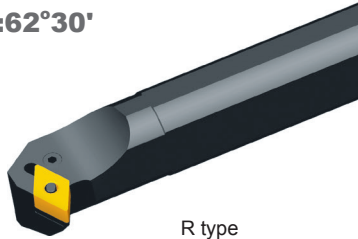
Internal turning tools · Drehwerkzeuge zur Innenbearbeitung

DN** Toolholder Halter

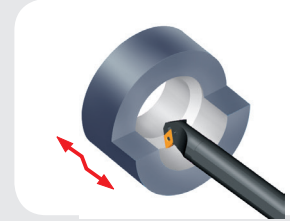
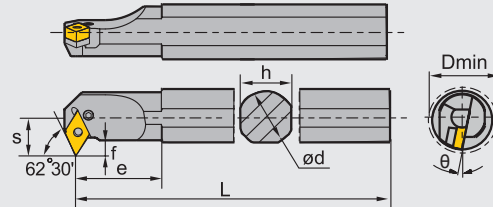
P-Clamping / P-Halter

PDSNR/L

Kr:62°30'

















R type
Rechtsausführung



Type Typ	Stock Lager		Dimension (mm) Abmessung								Screw Schraube	Wrench Schlüssel	Lever Kniehebel	Shim Unterlage	Shim pin Rohrstift
	R	L	Dmin	ød	h	L	S	θ	e	f					
S32R-PDSNR/L15	●	●	40	32	30	200	22	-11°	45	8,5	LEM8×21	WH30L	L4B	D15AP	SP4
S32U-PDSNR/L15	●	●	40	32	30	350	22	-11°	45	8,5					
S32R-PDSNR/L15-3	●	●	40	32	30	200	22	-11°	45	8,5	LEM8×21	WH30L	L4	D15AP	SP4
S32U-PDSNR/L15-3	●	●	40	32	30	350	22	-11°	45	8,5					
S40S-PDSNR/L15	●	●	50	40	37	250	27	-11°	43	9,4	LEM8×21	WH30L	L4B	D15AP	SP4
S40V-PDSNR/L15	●	●	50	40	37	400	27	-11°	43	9,4					
S40S-PDSNR/L15-3	●	●	50	40	37	250	27	-11°	43	9,4	LEM8×21	WH30L	L4	D15AP	SP4
S40V-PDSNR/L15-3	●	●	50	40	37	400	27	-11°	43	9,4					
◆ A32S- PDSNR/L15	●	●	40	32	31	250	22	-11°	45	8,5	LEM8×21	WH30L	L4B	D15AP	SP4
*◆ A32S- PDSNR/L15-3	●	●	40	32	31	250	22	-11°	45	8,5	LEM8×21	WH30L	L4	D15AP	SP4

* For DNMG1504 / Für DNMG1504

Applicable insert
Wendeschneidplatten

Application Anwendung	Finishing Schlichten	Semi-Finishing Mittlere Bearbeitung	Roughing Schruppen	Cast iron machining Grauguss Bearbeitung
insert shape Schneidplattenform	DF  A67	PM  A69	DR Double side doppelseitig  A70	Flat Flach  A71
	SF  A67	DM  A69	DR Single side einseitig  A72	
	EF  A68	EM  A70	ER Double side doppelseitig  A70	
	NF  A68	NM  A70	ER Single side einseitig  A72	
			LR Single side einseitig  A72	
Type Typ	**PDSNR/L-15-3	DN**1504**	DN**1504**	DN**1504**
	PDSNR/L-15	DN1506**	DN**1506**	DN**1506**

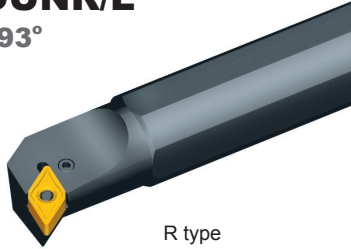
● ex stock · ab Lager ○ on demand · auf Anfrage ◆ Toolholder with holes for coolant · Klemhalter mit Kühlmittelbohrung

DN** Toolholder · Halter

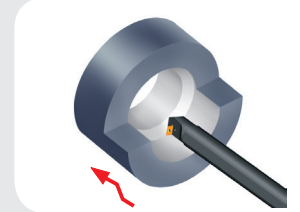
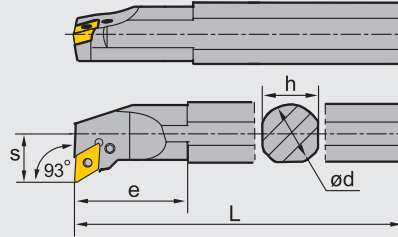
P-Clamping / P-Halter

PDUNR/L

Kr:93°



R type
Rechtsausführung



Type Typ	Stock Lager		Dimension (mm) Abmessung							Screw Schraube	Wrench Schlüssel	Lever Kniehebel	Shim Unterlage	Shim pin Rohrstift
	R	L	Dmin	ød	h	L	S	θ	e					
S20Q-PDUNR/L11	●	○	25	20	18	180	13	-16°	30	LEM5×12B	WH20L	L3D	—	—
S20S-PDUNR/L11	●	●	25	20	18	250	13	-16°	30					
S25Q-PDUNR/L11	○	○	32	25	23	180	17	-13°	35					
S25T-PDUNR/L11	●	●	32	25	23	300	17	-13°	35	LEM6×17	WH25L	L3	D11AP	SP3
S32R-PDUNR/L11	●	●	40	32	30	200	22	-16°	40					
S32U-PDUNR/L11	●	●	40	32	30	350	22	-16°	40					
S32R-PDUNR/L15	●	●	40	32	30	200	22	-16°	50	LEM8×21	WH30L	L4B	D15AP	SP4
S32U-PDUNR/L15	●	●	40	32	30	350	22	-16°	50					
S32R-PDUNR/L15-3	●	●	40	32	30	200	22	-16°	50					
S32U-PDUNR/L15-3	●	●	40	32	30	350	22	-16°	50	LEM8×21	WH30L	L4	D15AP	SP4
S40S-PDUNR/L15	●	●	50	40	37	250	27	-11°	50					
S40V-PDUNR/L15	●	●	50	40	37	400	27	-11°	50					
S40S-PDUNR/L15-3	●	●	50	40	37	250	27	-11°	50	LEM8×21	WH30L	L4	D15AP	SP4
S40V-PDUNR/L15-3	●	●	50	40	37	400	27	-11°	50					
◆ A32S- PDUNR/L15	●	●	40	32	31	250	22	-16°	50					
*◆ A32S- PDUNR/L15-3	●	●	40	32	31	250	22	-16°	50	LEM8×21	WH30L	L4	D15AP	SP4

* For DNMG1504 / Für DNMG1504

◆ Toolholder with holes for Coolant · Klemhalter mit Kühlmittelbohrung

● ex stock · ab Lager ○ on demand · auf Anfrage

A















General Turning
Allgemeine Drehbearbeitung

Turning · Drehen

Internal turning tools · Drehwerkzeuge zur Innenbearbeitung

A

General Turning
Allgemeine Drehbearbeitung

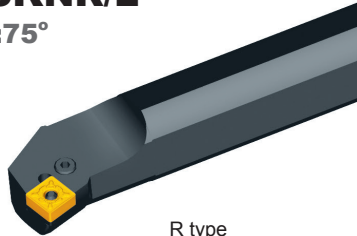
Applicable insert Wendeschneidplatten		Finishing Schlichten		Semi-Finishing Mittlere Bearbeitung		Roughing Schruppen		Cast iron machining Grauguss Bearbeitung	
Application Anwendung									
insert shape Schneidplattenform	DF	 A67	PM	 A69	DR Double side doppelseitig	 A70	Flat Flach	 A71	
	SF	 A67	DM	 A69	DR Single side einseitig	 A72			
	EF	 A68	EM	 A70	ER Double side doppelseitig	 A70			
	NF	 A68	NM	 A70	ER Single side einseitig	 A72			
					LR Single side einseitig	 A72			
Type Typ	**PDUNR/L11	DN**1104**		DN**1104**					
	PDUNR/L15-3	DN1504**		DN**1504**				DN**1504**	
	PDUNR/L15	DN1506**		DN**1506**		DN**1506**		DN**1506**	

● ex stock · ab Lager ○ on demand · auf Anfrage ◆ Toolholder with holes for coolant · Klemmhalter mit Kühlmittelbohrung

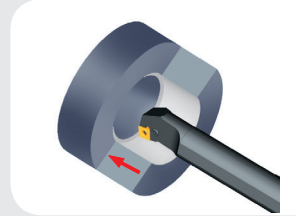
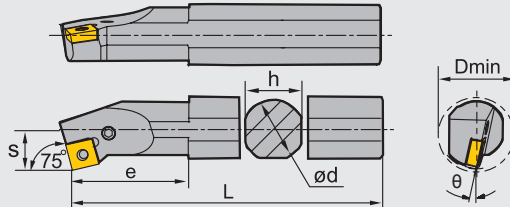
SN** Toolholder · Halter

P-Clamping / P-Halter















PSKNR/L Kr:75°



R type
Rechtsausführung



Type Typ	Stock Lager		Dimension (mm) Abmessung							Screw Schraube	Wrench Schlüssel	Lever Kniehebel	Shim Unterlage	Shim pin Rohrstift
	R	L	Dmin	ød	h	L	S	θ	e					
S25Q-PSKNR/L12	○	○	32	25	23	180	17	-12°	42	LEM6×13.4A	WH25L	L4A	—	—
S25T-PSKNR/L12	●	○	32	25	23	300	17	-12°	42					
S32R-PSKNR/L12	●	●	44	32	30	200	22	-10°	45	LEM8×21	WH30L	L4	S12APB	SP4
S32U-PSKNR/L12	●	●	44	32	30	350	22	-10°	45					
S40S-PSKNR/L12	●	●	54	40	37	250	27	-10°	50					
S40V-PSKNR/L12	●	○	54	40	37	400	27	-10°	50					
◆ A25R-PSKNR/L12	●	●	32	25	24	200	17	-12°	42	LEM6×13.4A	WH25L	L4A	—	—
◆ A32S-PSKNR/L12	●	●	44	32	31	250	22	-12°	50	LEM8×21	WH30L	L4	S12APB	SP4

Applicable insert Wendeschneidplatten		Application Anwendung						
		Finishing Schichten	Semi-Finishing Mittlere Bearbeitung	Roughing Schruppen	Cast iron machining Grauguss Bearbeit.			
insert shape Schneidplattenform	DF	 A73	PM	 A74	DR	 A76 Double side doppelseitig	Flat Flach	 A80
	EF	 A73	DM	 A75	DR	 A77 Single side einseitig	TC	 A75
	SF	 A74	EM	 A75	ER	 A76 Double side doppelseitig		
			NM	 A76	ER	 A78 Single side einseitig		
					LR	 A77 Single side einseitig		
Type Typ	**PSKNR/L12	SN**1204**		SN**1204**		SN**1204**		SN**1204**

◆ Toolholder with holes for Coolant · Klemmhalter mit Kühlmittelbohrung ● ex stock · ab Lager ○ on demand · auf Anfrage

A

General Turning
Allgemeine Drehbearbeitung

Turning · Drehen

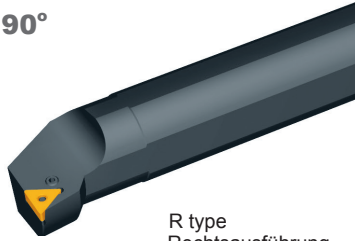
Internal turning tools · Drehwerkzeuge zur Innenbearbeitung

TN** Toolholder · Halter

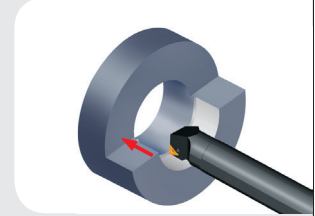
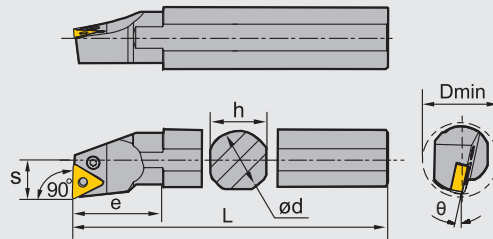
P-Clamping / P-Halter

PTFNR/L

Kr:90°















R type
Rechtsausführung



Type Typ	Stock Lager		Dimension (mm) Abmessung							Screw Schraube	Wrench Schlüssel	Lever Kniehebel	Shim Unterlage	Shim pin Rohrstift
	R	L	Dmin	ød	h	L	S	θ	e					
S16M-PTFNR/L11	●	●	20	16	15	150	11	-14°	28	LEM5×9B	WH20L	L2	—	—
S16R-PTFNR/L11	●	●	20	16	15	200	11	-14°	28					
S20Q-PTFNR/L11	○	○	25	20	18	180	13	-12°	31					
S20S-PTFNR/L11	●	●	25	20	18	250	13	-12°	31					
S25Q-PTFNR/L11	○	○	32	25	23	180	17	-10°	35					
S25T-PTFNR/L11	○	○	32	25	23	300	17	-10°	35	LEM5×12B	WH20L	L3B	—	—
S25Q-PTFNR/L16	○	○	32	25	23	180	17	-12°	42					
S25T-PTFNR/L16	●	●	32	25	23	300	17	-12°	42					
S32R-PTFNR/L16	○	○	44	32	30	200	22	-10°	50	LEM6×17	WH25L	L3	T16APB	SP3
S32U-PTFNR/L16	●	●	44	32	30	350	22	-10°	50					
S40S-PTFNR/L16	○	○	54	40	37	250	27	-10°	55					
S40V-PTFNR/L16	●	●	54	40	37	400	27	-10°	55					
◆ A25R-PTFNR/L16	●	○	32	25	24	200	17	-12°	40					
◆ A32S-PTFNR/L16	●	●	44	32	31	250	22	-10°	50					

Applicable insert
Wendeschneidplatten

Application Anwendung	Finishing Schlichten	Semi-Finishing Mittlere Bearbeitung	Roughing Schruppen	Cast iron machining Grauguss Bearbeitung
insert shape Schneidplattenform	DF  A82	PM  A83	DR Double side doppelseitig  A84	Flat Flach  A87
	SF  A82	DM  A83	DR Single side einseitig  A85	TC  A84
	EF  A82	EM  A84	ER Double side doppelseitig  A85	
			LR Single side einseitig  A85	
Type Typ	**PTFNR/L11	TN**1103**	TN**1103**	TN**1103**
	PTFNR/L16	TN1604**	TN**1604**	TN**1604**

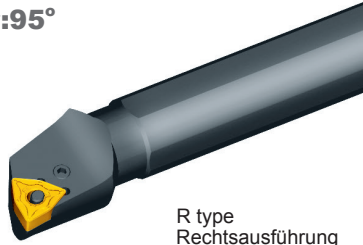
● ex stock · ab Lager ○ on demand · auf Anfrage ◆ Toolholder with holes for coolant · Klemhalter mit Kühlmittelbohrung

WN** Toolholder · Halter

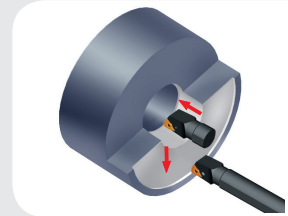
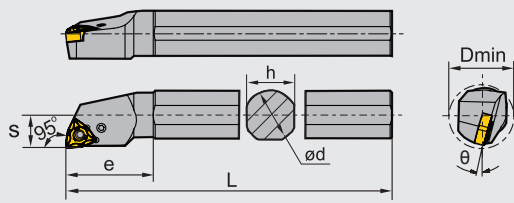
P-Clamping / P-Halter

PWLNR/L

Kr:95°














R type
Rechtsausführung



Type Typ	Stock Lager		Dimension (mm) Abmessung							Screw Schraube	Wrench Schlüssel	Lever Kniehebel	Shim Unterlage	Shim pin Rohrstift
	R	L	Dmin	ød	h	L	S	θ	e					
S16M-PWLNR/L06	●	●	20	16	15	150	11	-13°	25	LEM5X12B	WH20L	L3B	—	—
S16R-PWLNR/L06	○	○	20	16	15	200	11	-13°	25					
S20Q-PWLNR/L06	●	●	25	20	18	180	13	-13°	35	LEM5X12B	WH20L	L3B	—	—
S20S-PWLNR/L06	○	○	25	20	18	250	13	-13°	35					
S25Q-PWLNR/L06	○	○	32	25	23	180	17	-13°	35					
S25T-PWLNR/L06	○	○	32	25	23	300	17	-13°	35					
S20Q-PWLNR/L08	●	●	25	20	18	180	13	-13°	32					
S20S-PWLNR/L08	○	○	25	20	18	250	13	-13°	32	LEM6X13.4A	WH25L	L4A	—	—
S25Q-PWLNR/L08	●	○	32	25	23	180	17	-13°	45					
S25T-PWLNR/L08	●	○	32	25	23	300	17	-13°	45					
S32R-PWLNR/L08	●	●	40	32	30	200	22	-15°	50	LEM8X21	WH30L	L4	W08AP	SP4
S32U-PWLNR/L08	●	●	40	32	30	350	22	-15°	50					

Applicable insert
Wendeschneidplatten

Application Anwendung	Finishing Schichten	Semi-Finishing Mittlere Bearbeitung	Roughing Schruppen	Cast iron machining Grauguss Bearbeitung	
insert shape Schneidplattenform	DF  A90	PM  A92	DR Double side doppelseitig  A93	Flat Flach  A93	
	SF  A91	DM  A92		TC  A93	
	EF  A91	EM  A92			
	NF  A91	NM  A92			
Type Typ	**PWLNR/L06	WN**0604**	WN**0604**	WN**0604**	WN**0604**
	PWLNR/L08	WN0804**	WN**0804**	WN**0804**	WN**0804**

◆ Toolholder with holes for Coolant · Klemmhalter mit Kühlmittelbohrung

● ex stock · ab Lager ○ on demand · auf Anfrage

A

General Turning
Allgemeine Drehbearbeitung

Turning · Drehen

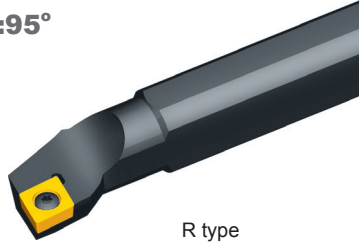
Internal turning tools · Drehwerkzeuge zur Innenbearbeitung

CC** Toolholder · Halter

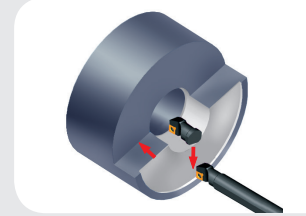
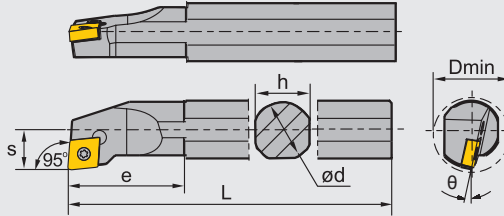
S-Clamping / S-Halter

SCLCR/L

Kr:95°



R type
Rechtsausführung



Type Typ	Stock Lager		Dimension (mm) Abmessung							Screw Schraube	Wrench Schlüssel	Shim Unterlage	Shim Unterlage Schraube
	R	L	Dmin	ød	h	L	S	θ	e				
S08K-SCLCR/L06	●	●	10	8	7	125	5	-15°	14	I60M2.5×5.5	WT07IP	—	—
S10K-SCLCR/L06	●	●	10	10	7	125	5	-15°	14				
S10M-SCLCR/L06	●	●	12	10	9	150	6	-13°	14				
S12M-SCLCR/L06	●	●	16	12	11	150	9	-10°	25				
S12M-SCLCR/L09	●	●	16	12	11	150	9	-10°	25	I60M3.5×8	WT15IP	—	—
S16M-SCLCR/L09	●	○	20	16	15	150	11	-12°	32.5				
S16R-SCLCR/L09	●	●	20	16	15	200	11	-12°	32.5				
S20Q-SCLCR/L09	●	●	25	20	18	180	13	-8°	38				
S20S-SCLCR/L09	●	●	25	20	18	250	13	-8°	38	I60M3.5×10	WT15IP	—	—
S25Q-SCLCR/L09	●	○	32	25	23	180	17	-6°	45				
S25T-SCLCR/L09	●	●	32	25	23	300	17	-6°	45				
S25Q-SCLCR/L12	●	○	32	25	23	180	17	-6°	45				
S25T-SCLCR/L12	●	●	32	25	23	300	17	-6°	45	I60M4×11X	WT15IP	—	—
S32R-SCLCR/L12	●	●	40	32	30	200	22	-10°	50	I60M4×11X	WH40L WT15IP	C12BS	SM6×10XA
S32U-SCLCR/L12	●	●	40	32	30	350	22	-10°	50				
S40S-SCLCR/L12	○	○	50	40	37	250	27	-8°	60				
S40V-SCLCR/L12	●	●	50	40	37	400	27	-8°	60				
◆ A08F-SCLCR/L06	●	●	10	8	7.5	80	5	-15°	14	I60M2.5×5.5	WT07IP	—	—
◆ A10H-SCLCR/L06	●	●	12	10	9.5	100	6	-13°	14				
◆ A12K-SCLCR/L06	●	●	16	12	11.5	125	9	-10°	25				
◆ A12K-SCLCR/L09	●	●	16	12	11.5	125	9	-10°	25				
◆ A16M-SCLCR/L09	●	●	20	16	15.5	150	11	-12°	32.5	I60M3.5×8	WT15IP	—	—
◆ A20Q-SCLCR/L09	●	●	25	20	19	180	13	-8°	38				
◆ A25R-SCLCR/L09	●	●	32	25	24	200	17	-6°	45				
◆ A25R-SCLCR/L12	●	●	32	25	24	200	17	-6°	45				
◆ A32S-SCLCR/L12	●	●	40	32	31	250	22	-10°	50	I60M4×11X	WH40L, WT15IP	C12BS	SM6×10XA










● ex stock · ab Lager ○ on demand · auf Anfrage ◆ Toolholder with holes for coolant · Klemhalter mit Kühlmittelbohrung

Turning · Drehen

Internal turning tools · Drehwerkzeuge zur Innenbearbeitung

A

General Turning
Allgemeine Drehbearbeitung

Applicable insert Wendeschneidplatten		Extra Finishing Feinbearbeitung	Finishing Schlichten	Semi-finishing Mittlere Bearbeit.	Roughing Schruppen	Al machining Alu Bearbeitung	Cast iron machining Grauguss Bearbeit.
Application Anwendung							
insert shape Schneidplattenform		SF  A98	HF  A98	HM  A99	HR  A100	LH  A100	Flat Flach  A100
			EF  A99	EM  A99		LC  A100	
Type Typ	**SCLCR/L06	CC**0602**	CC**0602**	CC**0602**	CC**0602**	CCG0602**	CC**0602**
	SCLCR/L09	CC09T3**	CC**09T3**	CC**09T3**	CC**09T3**	CCG09T3**	CC**09T3**
	SCLCR/L12	CC1204**	CC**1204**	CC**1204**	CC**1204**	CCGX1204**	CC**1204**

◆ Toolholder with holes for Coolant · Klemmhalter mit Kühlmittelbohrung

● ex stock · ab Lager ○ on demand · auf Anfrage

Turning · Drehen


Internal turning tools · Drehwerkzeuge zur Innenbearbeitung

DC** Toolholder · Halter

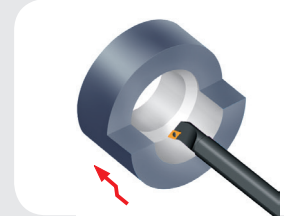
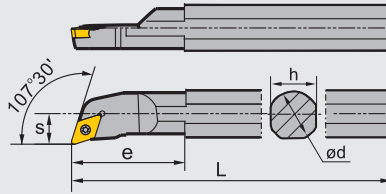
S-Clamping / S-Halter

SDQCR/L










Kr:107°30'



R type
Rechtsausführung



Type Typ	Stock Lager		Dimension (mm) Abmessung							Screw Schraube	Wrench Schlüssel		
	R	L	Dmin	ød	h	L	S	θ	e				
S10M-SDQCR/L07	●	●	13	10	9	150	7	-8°	20	I60M2.5×5.5	WT07IP		
S12M-SDQCR/L07	●	●	16	12	11	150	9	-8°	22				
S16M-SDQCR/L07	○	●	20	16	15	150	11	-6°	27	I60M2.5×6.5	WT07IP		
S16Q-SDQCR/L07	●	●	20	16	15	150	11	-6°	27				
S16R-SDQCR/L07	●	●	20	16	15	200	11	-6°	27	I60M3.5×8	WT15IP		
S20Q-SDQCR/L11	●	○	25	20	18	180	13	-6°	32				
S20S-SDQCR/L11	●	●	25	20	18	250	13	-6°	32	I60M3.5×10	WT15IP		
S25Q-SDQCR/L11	●	○	32	25	23	180	17	-6°	32				
S25T-SDQCR/L11	●	●	32	25	23	300	17	-6°	32	I60M2.5×5.5	WT07IP		
♦ A10H-SDQCR/L07	●	●	13	10	9.5	100	7	-8°	20				
♦ A12K-SDQCR/L07	●	●	16	12	11.5	125	9	-8°	22	I60M2.5×6.5	WT07IP		
♦ A16M-SDQCR/L11	●	●	20	16	15.5	150	11	-6°	27				
♦ A20Q-SDQCR/L11	●	●	25	20	19	180	13	-6°	32	I60M3.5×8	WT15IP		
♦ A25R-SDQCR/L11	●	●	32	25	24	200	17	-6°	32				

Applicable insert Wendeschneidplatten		Extra Finishing Feinbearbeitung	Finishing Schlichten	Semi-finishing Mittlere Bearbeit.	Roughing Schruppen	Al machining Alu Bearbeitung	Cast iron machining Grauguss Bearbeit.
Application Anwendung	insert shape Schneidplattenform	SF  A102	HF  A102	HM  A103	HR  A104	LH  A104	Flat Flach  A104
			EF  A103	EM  A103		LC  A104	
Type Typ	**SDQCR/L07	DC**0702**	DC**0702**	DC**0702**		DCGX0702**	DC**0702**
	SDQCR/L11	DC11T3**	DC**11T3**	DC**11T3**	DC**11T3**	DCGX11T3**	DC**11T3**

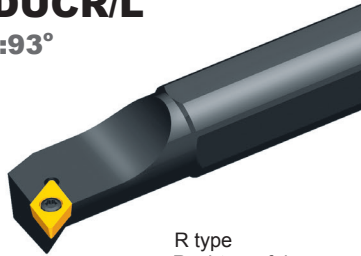
● ex stock · ab Lager ○ on demand · auf Anfrage ♦ Toolholder with holes for coolant · Klemhalter mit Kühlmittelbohrung

DC** Toolholder · Halter


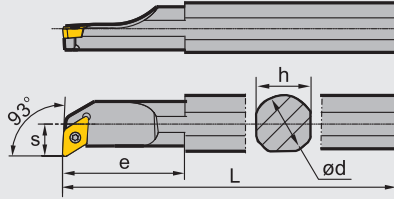
S-Clamping / S-Halter

SDUCR/L










Kr:93°



R type
Rechtsausführung



Type Typ	Stock Lager		Dimension (mm) Abmessung							Screw Schraube	Wrench Schlüssel		
	R	L	Dmin	ød	h	L	S	θ	e				
S10M-SDUCR/L07	●	●	13	10	9	150	7	-8°	0	I60M2.5×5.5	WT07IP		
S12M-SDUCR/L07	●	●	16	12	11	150	9	-8°	22				
S16M-SDUCR/L07	●	●	20	16	15	150	11	-6°	27	I60M2.5×6.5	WT07IP		
S16R-SDUCR/L07	●	●	20	16	15	200	11	-6°	27				
S20Q-SDUCR/L11	●	●	25	20	18	180	13	-6°	40	I60M3.5×8	WT15IP		
S20S-SDUCR/L11	●	●	25	20	18	250	13	-6°	40				
S25Q-SDUCR/L11	●	○	32	25	23	180	17	-6°	46	I60M3.5×10	WT15IP		
S25T-SDUCR/L11	●	●	32	25	23	300	17	-6°	46				
♦ A10H-SDUCR/L07	●	●	13	10	9.5	100	7	-8°	0	I60M2.5×5.5	WT07IP		
♦ A12K-SDUCR/L07	●	●	16	12	11.5	125	9	-8°	22				
♦ A16M-SDUCR/L07	●	●	20	16	15.5	150	11	-6°	27	I60M2.5×6.5	WT07IP		
♦ A20Q-SDUCR/L11	●	●	25	20	19	180	13	-6°	40				
♦ A25R-SDUCR/L11	●	●	32	25	24	200	17	-6°	46	I60M3.5×10	WT15IP		

Applicable insert Wendeschneidplatten		Extra Finishing Feinbearbeitung	Finishing Schlichten	Semi-finishing Mittlere Bearbeit.	Roughing Schruppen	Al machining Alu Bearbeitung	Cast iron machining Grauguss Bearbeit.
Application Anwendung		SF  A102	HF  A102	HM  A103	HR  A104	LH  A104	Flat Flach  A104
insert shape Schneidplattenform			EF  A103	EM  A103		LC  A104	
Type Typ	**SDUCR/L07	DC**0702**	DC**0702**	DC**0702**		DCGX0702**	DC**0702**
	SDUCR/L11	DC11T3**	DC**11T3**	DC**11T3**	DC**11T3**	DCGX11T3**	DC**11T3**

♦ Toolholder with holes for Coolant · Klemmhalter mit Kühlmittelbohrung

● ex stock · ab Lager ○ on demand · auf Anfrage

A

General Turning
Allgemeine Drehbearbeitung

Turning · Drehen

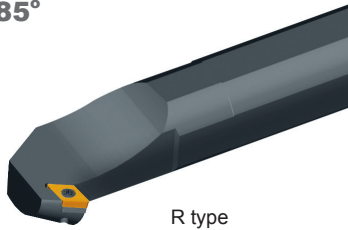
Internal turning tools · Drehwerkzeuge zur Innenbearbeitung

DC** Toolholder · Halter


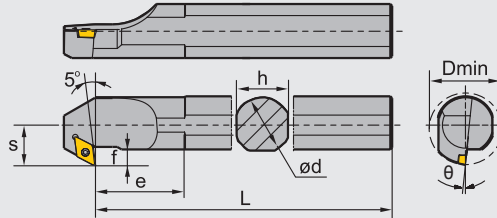
S-Clamping / S-Halter

SDZCR/L

Kr:85°












R type
Rechtsausführung



Type Typ	Stock Lager		Dimension (mm) Abmessung								Screw Schraube	Wrench Schlüssel	Shim Unterlage	Shim/ Screw Schraube Unterlage
	R	L	Dmin	ød	h	L	S	θ	e	f				
S25Q-SDZCR/L11	●	●	32	25	23	180	17	-6°	30	6.9	I60M3.5×10	WT15IP		
S25T-SDZCR/L11	●	●	32	25	23	300	17	-6°	30	6.9				
S32R-SDZCR/L11	○	●	40	32	30	200	22	-6°	39	8.4	I60M3.5×12	WT15IP WH35L	D11BS	SM5×8.65XA
S32U-SDZCR/L11	●	●	40	32	30	350	22	-6°	39	8.4				
S40S-SDZCR/L11	●	●	50	40	37	250	27	-4°	47	9.4				
S40V-SDZCR/L11	●	●	50	40	37	400	27	-4°	47	9.4				
◆ A25R-SDZCR/L11	●	●	32	25	24	200	17	-6°	30	4.5	I60M3.5×10	WT15IP		
◆ A32S-SDZCR/L11	●	●	40	32	31	250	22	-6°	39	6.0	I60M3.5×12	WT15IP WH35L	D11BS	SM5×8.65XA

Applicable insert
Wendeschneidplatten

Application Anwendung	Extra Finishing Feinbearbeitung	Finishing Schlichten	Semi-finishing Mittlere Bearbeit.	Roughing Schruppen	Al machining Alu Bearbeitung	Cast iron machining Grauguss Bearbeit.
insert shape Schneidplattenform	SF  A102	HF  A102	HM  A103	HR  A104	LH  A104	Flat Flach  A104
		EF  A103	EM  A103		LC  A104	
SDZCR/L11	DC11T3**	DC**11T3**	DC**11T3**	DC**11T3**	DCGX11T3**	DC**11T3**

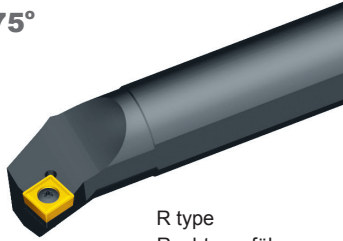
● ex stock · ab Lager ○ on demand · auf Anfrage ◆ Toolholder with holes for coolant · Klemmhalter mit Kühlmittelbohrung

SC** Toolholder · Halter

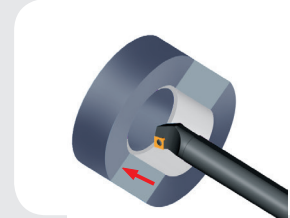
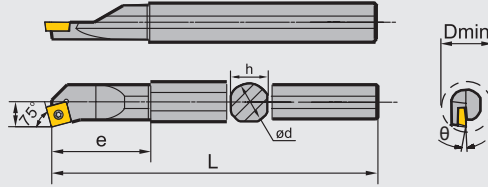
S-Clamping / S-Halter

SSKCR/L

Kr:75°



R type
Rechtausführung



Type Typ	Stock Lager		Dimension (mm) Abmessung							Screw Schraube	Wrench Schlüssel	Shim Unterlage	Shim/ Screw Schraube Unterlage
	R	L	Dmin	ød	h	L	S	θ	e				
S12M-SSKCR/L09	●	●	16	12	11	150	9	-10	26	I60M3.5×8	WT15IP		
S16M-SSKCR/L09	●	●	20	16	15	150	11	-11	32.5				
S16R-SSKCR/L09	●	●	20	16	15	200	11	-11	32.5				
S20Q-SSKCR/L09	●	●	25	20	18	180	13	-6	34.5				
S20S-SSKCR/L09	●	●	25	20	18	250	13	-6	34.5				
S25Q-SSKCR/L12	●	●	32	25	23	180	17	-8	36.3	I60M4×11X	WT15IP	S12BS	SM6×10XA
S25T-SSKCR/L12	●	●	32	25	23	300	17	-8	36.3				
S32R-SSKCR/L12	●	●	40	32	30	200	22	-10	43.5				
S32U-SSKCR/L12	●	●	40	32	30	350	22	-10	43.5	I60M3.5×8	WT15IP		
◆ A12K-SSKCR/L09	●	●	16	12	11	125	9	-10	26				
◆ A16M-SSKCR/L09	●	●	20	16	15	150	11	-11	32.5				
◆ A20Q-SSKCR/L09	●	●	25	20	19	180	13	-6	34.5				
◆ A25R-SSKCR/L12	●	●	32	25	24	200	17	-8	41.3				
◆ A32S-SSKCR/L12	●	●	40	32	31	250	22	-10	42.8	I60M4×11X	WT15IP WH40L	S12BS	SM6×10XA

Applicable insert Wendeschneidplatten		Finishing Schlichten		Semi-finishing Mittlere Bearbeit.		Roughing Schruppen		Al machining Alu Bearbeitung		Cast iron machining Grauguss Bearbeit.			
Application Anwendung	HF		A108	HM		A108	HR		A109	LH		A109	
	EF		A108	EM		A108				LC		A109	
insert shape Schneidplattenform											Flat Flach		A109
Type Typ	**SSKCR/L09	SC**09T3**		SC**09T3**		SC**09T3**		SCGX09T3**		SC**09T3**			
	SSKCR/L12			SC1204**		SC**1204**		SCGX1204**		SC**1204**			

◆ Toolholder with holes for Coolant · Klemmhalter mit Kühlmittelbohrung

● ex stock · ab Lager ○ on demand · auf Anfrage

A

General Turning
Allgemeine Drehbearbeitung

Turning · Drehen

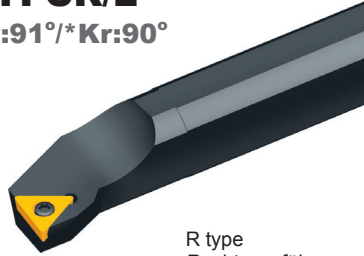
Internal turning tools · Drehwerkzeuge zur Innenbearbeitung

TC** Toolholder · Halter

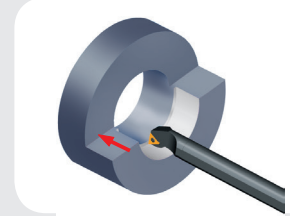
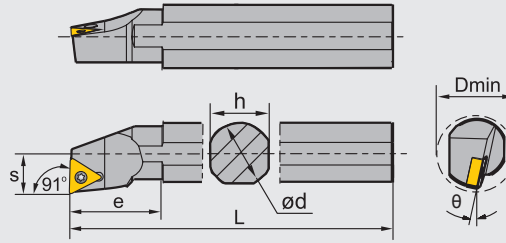
S-Clamping / S-Halter

STFCR/L

Kr:91°/*Kr:90°












R type
Rechtsausführung



Type Typ	Stock Lager		Dimension (mm) Abmessung							Screw Schraube	Wrench Schlüssel	Shim Unterlage	Shim/ Screw Schraube Unterlage
	R	L	Dmin	ød	h	L	S	θ	e				
S12M-STFCR/L11	●	●	16	12	11	150	9	-10°	30	I60M2.5×6.5	WT07IP		
S16M-STFCR/L11	○	○	20	16	15	150	11	-6°	35				
S16R-STFCR/L11	●	●	20	16	15	200	11	-6°	35				
S20Q-STFCR/L11	○	○	25	20	18	180	13	-3°	36				
S20S-STFCR/L11	●	●	25	20	18	250	13	-3°	36	I60M3.5×10	WT15IP		
S25Q-STFCR/L16	○	○	32	25	23	180	17	-6°	49				
S25T-STFCR/L16	●	●	32	25	23	300	17	-6°	49	I60M3.5×12	WT15IP WH35L	T16BS	SM5×8.65XA
S32R-STFCR/L16	○	○	40	32	30	200	22	-10°	50				
S32U-STFCR/L16	●	●	40	32	30	350	22	-10°	50				
S40S-STFCR/L16	○	○	50	40	37	250	27	-8°	60	I60M2.5×6.5	WT07IP		
S40V-STFCR/L16	●	●	50	40	37	400	27	-8°	60				
♦ A12K-STFCR/L11	●	●	16	12	11.5	125	9	-10°	26	I60M2.5×6.5	WT07IP		
♦ A16M-STFCR/L11	●	○	20	16	15.5	150	11	-6°	30				
♦ A20Q-STFCR/L11	●	●	25	20	19	180	13	-3°	36				
♦ A25R-STFCR/L16	●	●	32	25	24	200	17	-6°	45				
♦ A32S-STFCR/L16	●	○	40	32	31	250	22	-10°	49	I60M3.5×10	WT15IP		
										I60M3.5×12	WT15IP	T16BS	SM5×8.65XA

Applicable insert
Wendeschneidplatten

Application Anwendung	Extra Finishing Feinbearbeitung	Finishing Schlichten	Semi-finishing Mittlere Bearbeit.	Roughing Schruppen	Al machining Alu Bearbeitung	Cast iron machining Grauguss Bearbeit.
insert shape Schneidplattenform	SF  A112	HF  A113	HM  A115	HR  A115	LH  A116	Flat Flach  A115
		EF  A114	EM  A114		LC  A116	
Type Typ	**STFCR/L11	TC**1102**	TC**1102**	TC**1102**	TC**1102**	TCGX1102**
	STFCR/L16	TC16T3**	TC**16T3**	TC**16T3**	TC**16T3**	TCGX16T3**

● ex stock · ab Lager ○ on demand · auf Anfrage ♦ Toolholder with holes for coolant · Klemmhalter mit Kühlmittelbohrung

VC** Toolholder · Halter

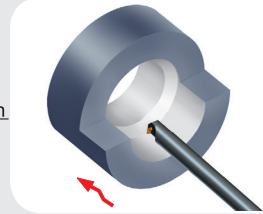
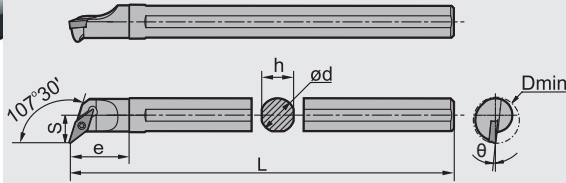
S-Clamping / S-Halter



SVQCR/L




Kr:107°30'



R type
Rechtsausführung



Type Typ	Stock Lager		Dimension (mm) Abmessung							Screw Schraube	Wrench Schlüssel		
	R	L	Dmin	ød	h	L	S	θ	e				
S16Q-SVQCR/L11	●	●	22	16	15	180	13	-6°	28	I60M2.5×6.5	WT07IP		
S20R-SVQCR/L11	●	○	26	20	18	200	15	-4°	32				

Applicable insert Wendeschneidplatten		Extra Finishing Feinbearbeitung		Finishing Schlichten		Al machining Alu Bearbeitung	
Application Anwendung	insert shape Schneidplattenform	SF	HF	LH			
SVQCR/L11		 A118	 A118	 A119	VC1103**	VC**1103**	VCGX1103**

A
 General Turning
 Allgemeine Drehbearbeitung

◆ Toolholder with holes for Coolant · Klemmhalter mit Kühlmittelbohrung

● ex stock · ab Lager ○ on demand · auf Anfrage

Turning · Drehen

Internal turning tools · Drehwerkzeuge zur Innenbearbeitung

VC** Toolholder · Halter


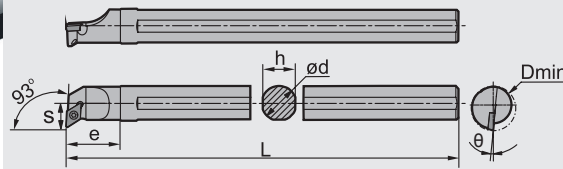
S-Clamping / S-Halter



SVUCR/L

Kr:93°






R type
Rechtsausführung



Type Typ	Stock Lager		Dimension (mm) Abmessung							Screw Schraube	Wrench Schlüssel		
	R	L	Dmin	ød	h	L	S	θ	e				
S16Q-SVUCR/L11	●	●	24	16	15	180	15	-6°	25	I60M2.5×6.5	WT07IP		
S20R-SVUCR/L11	●	●	28	20	18	200	17	-4°	30				

Applicable insert
Wendeschneidplatten

Application Anwendung	Extra Finishing Feinbearbeitung	Finishing Schlichten	Al machining Alu Bearbeitung
insert shape Schneidplattenform	SF  A118	HF  A118	LH  A119
** -SVUCR/L11	VC**1103**	VC**1103**	VCGX1103**
Type Typ			

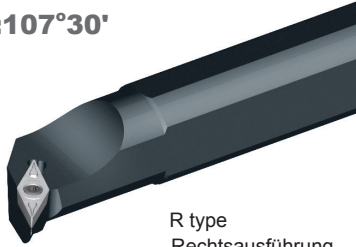
● ex stock · ab Lager ○ on demand · auf Anfrage ◆ Toolholder with holes for coolant · Klemhalter mit Kühlmittelbohrung

VB** Toolholder · Halter

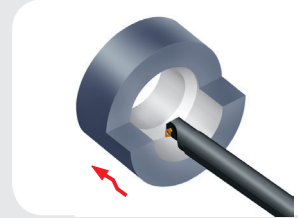
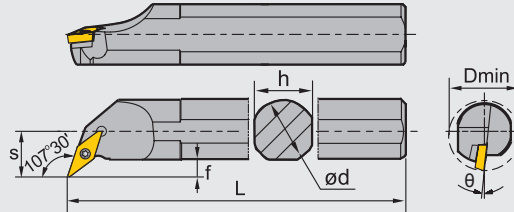
S-Clamping / S-Halter






SVQBR/L





Kr:107°30'



R type
Rechtsausführung



Type Typ	Stock Lager		Dimension (mm) Abmessung								Screw Schraube	Wrench Schlüssel	Shim Unterlage	Shim/ Screw Schraube Unterlage
	R	L	Dmin	ød	h	L	S	θ	e	f				
S32R-SVQBR/L16			40	32	30	200	22	-8°	56	8.4	I60M3.5×12		V16BS	SM5×8.65XA
S32U-SVQBR/L16	●	●	40	32	30	350	22	-8°	56	8.4				
S40S-SVQBR/L16			50	40	37	250	27	-8°	64	9.4				
S40V-SVQBR/L16	●	●	50	40	37	400	27	-8°	64	9.4				
◆ A32S-SVQBR/L16	○	○	40	32	31	250	22	-8°	56	8.4				

Applicable insert Wendeschneidplatten		Finishing Schichten		Semi-Finishing Mittlere Bearbeitung		Roughing Schruppen		Cast iron machining Grauguss Bearbeitung	
Application Anwendung		EF		HM		HR		Flat Flach	
insert shape Schneidplattenform									
Type Typ		A120		A121		A121		A121	
SVQBR/L16		VB1604**		VB**1604**		VB**1604**		VB**1604**	

◆ Toolholder with holes for Coolant · Klemhalter mit Kühlmittelbohrung

● ex stock · ab Lager

○ on demand · auf Anfrage

A

General Turning
Allgemeine Drehbearbeitung

Turning · Drehen


Internal turning tools · Drehwerkzeuge zur Innenbearbeitung

VB** Toolholder · Halter

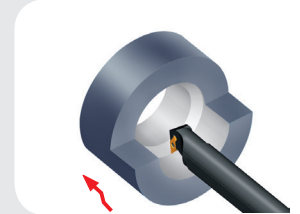
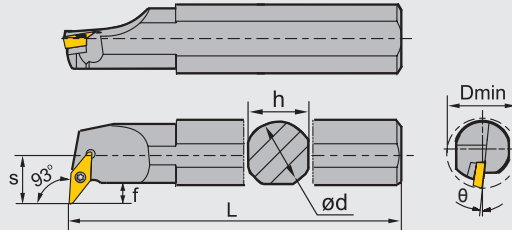
S-Clamping / S-Halter

SVUBR/L

Kr:93°



R type
Rechtsausführung



Type Typ	Stock Lager		Dimension (mm) Abmessung								Screw Schraube	Wrench Schlüssel	Shim Unterlage	Shim/ Screw Schraube Unterlage
	R	L	Dmin	ød	h	L	S	θ	e	f				
S32R-SVUBR/L16	●	●	40	32	30	200	22	-8°	49	8.4	I60M3.5×12	WT15IP WH35L	V16BS	SM5×8.65XA
S32U-SVUBR/L16	●	●	40	32	30	350	22	-8°	49	8.4				
S40S-SVUBR/L16	●	●	50	40	37	250	27	-8°	56.5	9.4				
S40V-SVUBR/L16	●	●	50	40	37	400	27	-8°	56.5	9.4				
◆ A32S-SVUBR/L16	●	●	40	32	31	250	22	-8°	49	8.4				

Applicable insert Wendeschneidplatten					
Application Anwendung	Finishing Schlichten	Semi-Finishing Mittlere Bearbeitung	Roughing Schruppen	Cast iron machining Grauguss Bearbeitung	
insert shape Schneidplattenform	EF A120	HM A121	HR A121	Flat Flach A121	
	HF A120	EM A121			
	NF A120				
Type Typ	**SVUBR/L16	VB**1604**	VB**1604**	VB**1604**	VB**1604**

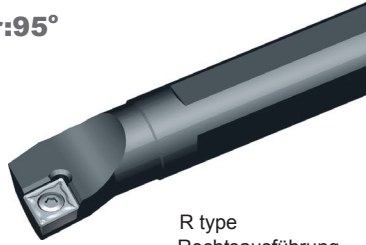
● ex stock · ab Lager ○ on demand · auf Anfrage ◆ Toolholder with holes for coolant · Klemmhalter mit Kühlmittelbohrung

CP** Toolholder · Halter

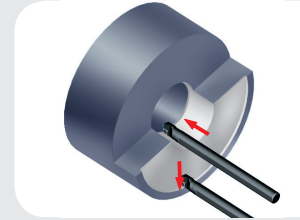
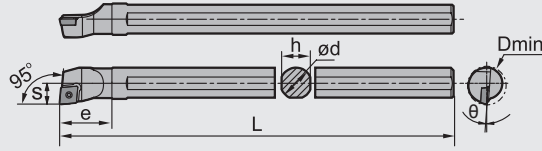
S-Clamping / S-Halter



SCLPR/L

Kr:95°



R type
Rechtsausführung



Type Typ	Stock Lager		Dimension (mm) Abmessung							Screw Schraube	Wrench Schlüssel		
	R	L	Dmin	ød	h	L	S	θ	e				
S10K-SCLPR/L06	●	●	12	10	9	125	6	-7°	17	I60M2.5×5.5	WT07IP		
S12M-SCLPR/L06	●	●	16	12	11	150	8	-4°	20				
S16Q-SCLPR/L09	●	●	20	16	15	180	10	-4°	29	I60M3.5×8	WT15IP		
S20R-SCLPR/L09	○	○	25	20	18	200	13	-4°	35				

Applicable insert
Wendeschneidplatten

Application
Anwendung

Extra Finishing
Feinbearbeitung

insert shape
Schneidplattenform

SF



A101

Type Typ	**SCLPR/L06	CP**0602**
	SCLPR/L09	CP09T3**

◆ Toolholder with holes for Coolant · Klemhalter mit Kühlmittelbohrung

● ex stock · ab Lager ○ on demand · auf Anfrage

A

General Turning
Allgemeine Drehbearbeitung

Turning · Drehen

Internal turning tools · Drehwerkzeuge zur Innenbearbeitung

DP** Toolholder · Halter

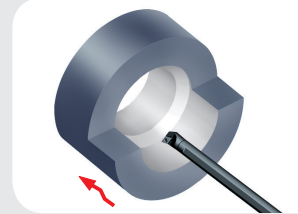
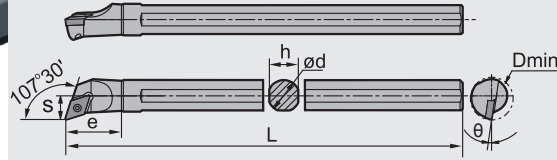
S-Clamping / S-Halter

SDQPR/L

Kr:107°30'



R type
Rechtsausführung



Type Typ	Stock Lager		Dimension (mm) Abmessung							Screw Schraube	Wrench Schlüssel		
	R	L	Dmin	ød	h	L	S	θ	e				
S10K-SDQPR/L07	●	●	13	10	9	125	7	-8°	20	I60M2.5×5.5	WT07IP		
S12M-SDQPR/L07	●	●	16	12	11	150	9	-8°	22				
S16Q-SDQPR/L07	●	●	20	16	15	180	11	-6°	27	I60M2.5×6.5			
S16Q-SDQPR/L11	●	●	20	16	15	180	11	-6°	32	I60M3.5×8	WT15IP		
S20R-SDQPR/L11	●	●	25	20	18	200	13	-6°	33				

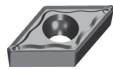
Applicable insert
Wendeschneidplatten

Application
Anwendung

insert shape
Schneidplattenform

Extra Finishing
Feinbearbeitung

SF



A105

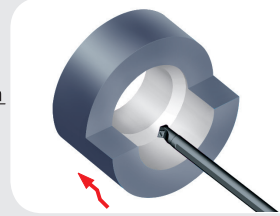
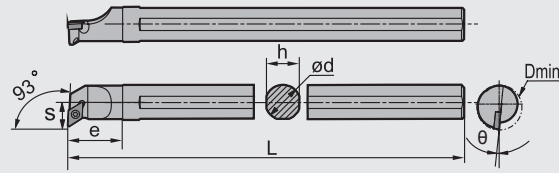
Type Typ	**SDQPR/L07	DP**0702**
	SDQPR/L11	DP11T3**



● ex stock · ab Lager ○ on demand · auf Anfrage ◆ Toolholder with holes for coolant · Klemmhalter mit Kühlmittelbohrung


DP** Toolholder · Halter

S-Clamping / S-Halter

SDUPR/L Kr:93°



Type Typ	Stock Lager		Dimension (mm) Abmessung							Screw Schraube	Wrench Schlüssel		
	R	L	Dmin	ød	h	L	S	θ	e				
S10K-SDUPR/L07	●	●	15	10	9	125	9	-8°	18	I60M2.5×5.5	WT07IP		
S12M-SDUPR/L07	●	●	16	12	11	150	9	-8°	19				
S16Q-SDUPR/L07	●	●	20	16	15	180	11	-6°	25			I60M2.5×6.5	

Applicable insert Wendeschneidplatten	
Application Anwendung	Extra Finishing Feinbearbeitung
insert shape Schneidplattenform	SF 
	A105
Type Typ	**SDUPR/L07 DP**0702**

◆ Toolholder with holes for Coolant · Klemmhalter mit Kühlmittelbohrung

● ex stock · ab Lager ○ on demand · auf Anfrage

A

General Turning
Allgemeine Drehbearbeitung

Turning · Drehen

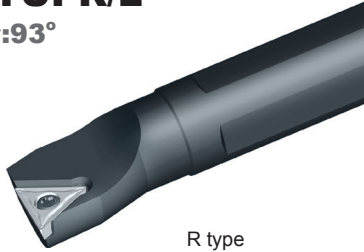
Internal turning tools · Drehwerkzeuge zur Innenbearbeitung

TP** Toolholder · Halter


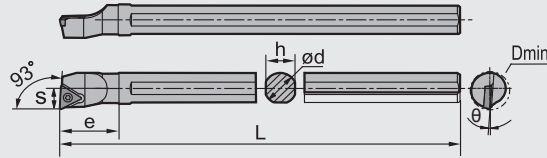
S-Clamping / S-Halter

STUPR/L

Kr:93°



R type
Rechtsausführung



Type Typ	Stock Lager		Dimension (mm) Abmessung							Screw Schraube	Wrench Schlüssel		
	R	L	Dmin	ød	h	L	S	θ	e				
S10K-STUPR/L09	●	●	12	10	9	125	6	-6°	20	I60M2.2×5.5	WT07IP		
S12M-STUPR/L09	●	●	16	12	11	150	8	-4°	22				
S12M-STUPR/L11	●	●	16	12	11	150	8	-4°	25	I60M2.5×6.5	WT07IP		
S16Q-STUPR/L11	●	●	20	16	15	180	10	-3°	27				

Applicable insert
Wendeschneidplatten

Application
Anwendung

Extra Finishing
Feinbearbeitung

insert shape
Schneidplattenform

SF



A117

Type Typ	**STUPR/L09	TP**0902**
	STUPR/L11	TP1103**

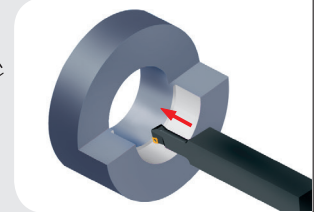
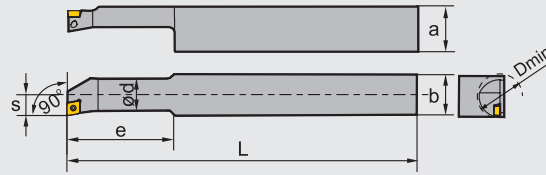

● ex stock · ab Lager ○ on demand · auf Anfrage ♦ Toolholder with holes for coolant · Klemmhalter mit Kühlmittelbohrung



CC** Toolholder · Halter










S-Clamping / S-Halter

SCFCR

Kr:90°



Type Typ	Stock Lager		Dimension (mm) Abmessung							Screw Schraube	Wrench Schlüssel		
	R	L	Dmin	ød	L	s	a	b	e				
S10M-SCFCR/L06S25	●	●	13	10	150	7	27	25	30	I60M2.5×5.5	WT07IP		
S12P-SCFCR/L06S25	●		16	12	170	9	27	25	35	I60M2.5×6.5			
S16Q-SCFCR/L09S25	●	●	20	16	180	11	27	25	40	I60M3.5×8	WT15IP		
S20R-SCFCR/L09S25	●		25	20	200	13	27	25	45				
S25R-SCFCR/L12S25	●		32	25	200	17	27	25	50	I60M5×13	WT20IP		

Applicable insert Wendeschneidplatten		Extra Finishing Feinbearbeitung	Finishing Schlichten	Semi-finishing Mittlere Bearbeit.	Roughing Schruppen	Al machining Alu Bearbeitung	Cast iron ma. Grauguss Bear.
Application Anwendung		SF  A98	HF  A98	HM  A99	HR  A100	LH  A100	Flat Flach  A100
insert shape Schneidplattenform			EF  A99	EM  A99		LC  A100	
Type Typ	**_SCFCR06	CC**0602**	CC**0602**	CC**0602**	CC**0602**	CCGX0602**	CC**0602**
	_SCFCR09	CC09T3**	CC**09T3**	CC**09T3**	CC**09T3**	CCGX09T3**	CC**09T3**
	_SCFCR12	CC1204**	CC**1204**	CC**1204**	CC**1204**	CCGX1204**	CC**1204**

◆ Toolholder with holes for Coolant · Klemmhalter mit Kühlmittelbohrung

● ex stock · ab Lager ○ on demand · auf Anfrage

A

General Turning
Allgemeine Drehbearbeitung

Turning · Drehen

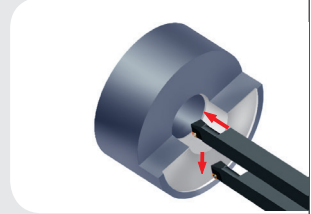
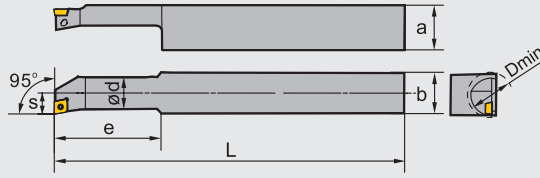

Internal turning tools · Drehwerkzeuge zur Innenbearbeitung

CC** Toolholder · Halter

S-Clamping / S-Halter










SCLCR

Kr:95°



Type Typ	Stock Lager		Dimension (mm) Abmessung							Screw Schraube	Wrench Schlüssel		
	R	L	Dmin	ød	L	s	a	b	e				
S10M-SCLCR06S20	○		13	10	150	7	22	20	30	I60M2.5×5.5	WT07IP		
S12P-SCLCR06S20	●		16	12	170	9	22	20	35				
S16Q-SCLCR09S20	●		20	16	180	11	22	20	40	I60M3.5×8	WT15IP		
S20R-SCLCR09S20	●		25	20	200	13	22	20	60				

Applicable insert
Wendeschneidplatten

Application Anwendung	Extra Finishing Feinbearbeitung	Finishing Schlichten	Semi-finishing Mittlere Bearbeit.	Roughing Schruppen	Al machining Alu Bearbeitung	Cast iron Grauguss Bear.
insert shape Schneidplattenform	SF  A98	HF  A98	HM  A99	HR  A100	LH  A100	Flat Flach  A100
		EF  A99	EM  A99		LC  A100	
SCLCR06S20	CC0602**	CC**0602**	CC**0602**	CC**0602**	CCG0602**	CC**0602**
SCLCR09S20	CC09T3**	CC**09T3**	CC**09T3**	CC**09T3**	CCG09T3**	CC**09T3**

● ex stock · ab Lager ○ on demand · auf Anfrage ♦ Toolholder with holes for coolant · Klemhalter mit Kühlmittelbohrung



Anti Vibration Boring Bar

Anti Vibration Bohrstange

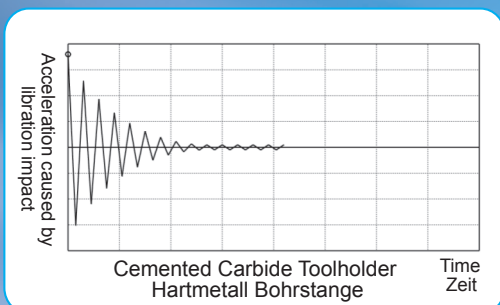
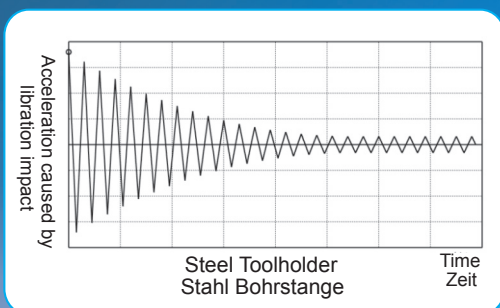
Technical features · Technische Merkmale

By increasing the rigidity of the tool materials the vibration will be reduced. The carbide toolholder performs much better than steel toolholder. The cutting data can be increased and the shank overhang extended. Therefore you achieve better surface and higher workpiece precision.

Durch den Einsatz von Hartmetall als Werkzeugmaterial wird die Stabilität des Werkzeuges verbessert, und Vibrationen werden reduziert.

Die Hartmetall-Bohrstange erlaubt durch die Stabilität höhere Schnittleistungen und eine größere Auskragung. Darüberhinaus wird eine höhere Werkstückpräzision und eine exzellente Oberflächenqualität erzielt.

Vibration amplitude · Schwingungsaussschlag



Under same machining conditions:

Bei gleichen Bearbeitungsbedingungen:

The maximum overhang of carbide toolholder is ca. $L \leq 6D$

Die maximale Auskragung beim Einsatz von Hartmetall-Bohrstangen beträgt ca. $L \leq 6D$

The maximum overhang of steel toolholder is suggested to be ca. $L \leq 3D$

Die maximale Auskragung beim Einsatz von Stahl-Bohrstangen beträgt ca. $L \leq 3D$

Turning · Drehen

Internal turning tools · Drehwerkzeuge zur Innenbearbeitung

CP** / CC** Toolholder · Halter

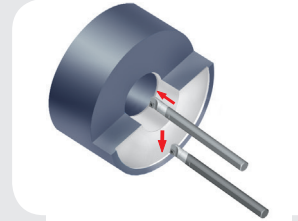
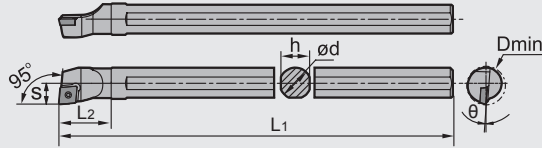
S-Clamping / S-Halter

SCLPR/L SCLCR/L

Kr:95°



R type
Rechtsausführung



Type Typ	Stock Lager		Dimension (mm) Abmessung							Screw Schraube	Wrench Schlüssel	Shim Unterlage	Shim/ Screw Schraube Unterlage
	R	L	ØD	ød	s	L ₁	L ₂	h	θ				
C10M-SCLPR/L06	●	●	12	10	6	150	17	9	7°	I60M2.5×5.5	WT07IP		
C12Q-SCLPR/L06	●	●	16	12	8	180	20	11	4°				
C16R-SCLPR/L09	●	●	20	16	10	200	29	15	4°				
C20S-SCLPR/L09	●	●	25	20	13	250	35	18	4°	I60M3.5×8	WT15IP		
◆ E16R-SCLPR/L09	○	○	19	16	10	200	-	15.5	-2°				
◆ E20S-SCLPR/L09	○	○	24	20	13	250	-	19.5	-2°	I60M3.5×10	WT15IP		
◆ E08K-SCLCR/L06-9	●	○	9	8	5	125	-	7.5	-12°				
◆ E08K-SCLCR/L06-10	●	○	10	8	6	125	-	7.5	-12°	I60M2.5×5.5	WT07IP		
◆ E10M-SCLCR/L06	●	○	12	10	7	150	-	9.5	-10°				
◆ E12Q-SCLCR/L06	●	○	15	12	9	180	-	11.5	-10°				
◆ E12Q-SCLCR/L09	●	●	15	12	9	180	-	11.5	-9°	I60M3.5×8	WT15IP		
◆ E16R-SCLCR/L06	●	○	18	16	10	200	-	15.5	-8°	I60M2.5×5.5	WT07IP		
◆ E16R-SCLCR/L09	●	●	18	16	10	200	-	15.5	-10°	I60M3.5×10	WT15IP		
◆ E20S-SCLCR/L09	●	●	24	20	13	250	-	19.5	-8°				
◆ E25T-SCLCR/L09	●	●	31	25	17	300	-	24	-6°				

more diameter on demand

Weitere Durchmesser auf Anfrage

Applicable insert
Wendeschneidplatten

Application
Anwendung

Extra Finishing
Feinbearbeitung

insert shape
Schneidplattenform

SF



A101

Type Typ	C*-SCLPR/L06	CP**0602**
	C*--SCLPR/L09	CP**09T3**
	E*-SCLCR/L06	CC**0602**
	E*--SCLCR/L09	CC**09T3**


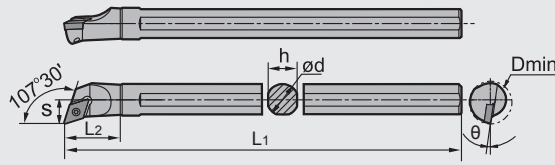
● ex stock · ab Lager ○ on demand · auf Anfrage ◆ Toolholder with holes for coolant · Klemhalter mit Kühlmittelbohrung

DP** / DC** Toolholder · Halter S-Clamping / S-Halter

SDQPR/L
SDQCR/L
Kr:107°30'

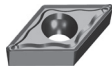


R type
Rechtausführung



Type Typ	Stock Lager		Dimension (mm) Abmessung							Screw Schraube	Wrench Schlüssel		
	R	L	ØD	ød	s	L1	L2	h	θ				
C10M-SDQPR/L07	●	●	13	10	7	150	20	9	8°	I60M2.5×5.5	WT07IP		
C12Q-SDQPR/L07	●	●	16	12	9	180	22	11	8°				
C16R-SDQPR/L07	●	○	20	16	11	200	27	15	6°				
C16R-SDQPR/L11	●	●	20	16	11	200	32	15	6°	I60M3.5×8	WT15IP		
C20S-SDQPR/L11	●	○	25	20	13	250	33	18	6°				
◆ E08K-SDQCR/L07	●	○	11	8	6.5	140	-	7.5	-12°	I60M2.5×5.5	WT07IP		
◆ E10M-SDQCR/L07	●	○	12	10	7	150	-	9.5	-10°				
◆ E12Q-SDQCR/L07	●	○	15	12	9	180	-	11.5	-10°				
◆ E16R-SDQCR/L07	●	○	18	16	10	200	-	15.5	-6°				
◆ E16R-SDQCR/L11	●	○	18	16	10	200	-	15.5	-8°				
◆ E20S-SDQCR/L07	●	○	24	20	13	250	-	19.5	-4°				
◆ E20S-SDQCR/L11	●	○	24	20	13	250	-	19.5	-8°				
◆ E25T-SDQCR/L11	●	○	31	25	17	300	-	24	-6°	I60M3.5×10	WT15IP		

more diameter on demand
Weitere Durchmesser auf Anfrage

Applicable insert Wendeschneidplatten	
Application Anwendung	Extra Finishing Feinbearbeitung
insert shape Schneidplattenform	SF 
	A105
C*-SDQPR/L07	DP**0702**
C*-SDQPR/L11	DP**11T3**
E*-SDQCR/L07	DC**0702**
E*-SDQCR/L11	DC**11T3**

◆ Toolholder with holes for Coolant · Klemhalter mit Kühlmittelbohrung

● ex stock · ab Lager ○ on demand · auf Anfrage

A

General Turning
Allgemeine Drehbearbeitung

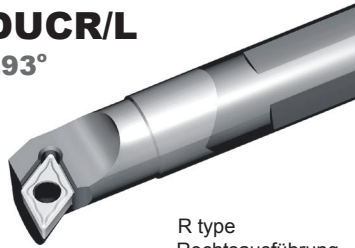
Turning · Drehen

Internal turning tools · Drehwerkzeuge zur Innenbearbeitung

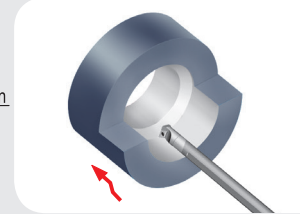
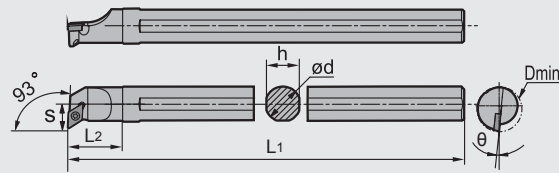
DP** / DC** Toolholder · Halter



S-Clamping / S-Halter

SDUPR/L
SDUCR/L
Kr:93°



R type
Rechtsausführung



Type Typ	Stock Lager		Dimension (mm) Abmessung							Screw Schraube	Wrench Schlüssel		
	R	L	ØD	ød	s	L1	L2	h	θ				
C10M-SDUPR/L07	●	●	15	10	9	150	18	9	8°	I60M2.5×5.5	WT07IP		
C12Q-SDUPR/L07	●	●	16	12	9	180	19	11	8°	I60M2.5×6.5			
C16R-SDUPR/L07	○	○	20	16	11	200	25	15	6°				
◆ E10M-SDUCR/L 07	●	○	12	10	7	150	-	9.5	-10°	I60M2.5×5.5	WT07IP		
◆ E12Q-SDUCR/L 07	●	●	15	12	9	180	-	11.5	-10°				
◆ E16R-SDUCR/L 07	●	○	18	16	10	200	-	15.5	-6°	I60M3.5×10	WT15IP		
◆ E16R-SDUCR/L 11	●	○	18	16	10	200	-	15.5	-8°				
◆ E20S-SDUCR/L 07	○	○	24	20	13	250	-	19.5	-4°	I60M2.5×5.5	WT07IP		
◆ E20S-SDUCR/L 11	○	○	24	20	13	250	-	19.5	-8°	I60M3.5×10	WT15IP		
◆ E25T-SDUCR/L 11	○	○	31	25	17	300	-	24	-6°				

more diameter on demand
Weitere Durchmesser auf Anfrage

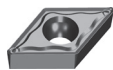
Applicable insert
Wendeschneidplatten

Application
Anwendung

Extra Finishing
Feinbearbeitung

insert shape
Schneidplattenform

SF



A105

C*-SDUPR/L07

DP**0702**

E*-SDUCR/L07

DC**0702**

E*-SDUCR/L11

DC**11T3**

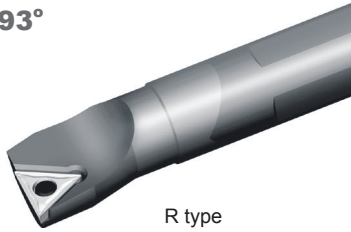
● ex stock · ab Lager ○ on demand · auf Anfrage ◆ Toolholder with holes for coolant · Klemhalter mit Kühlmittelbohrung

TP** Toolholder · Halter

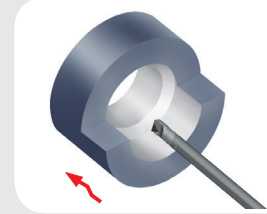
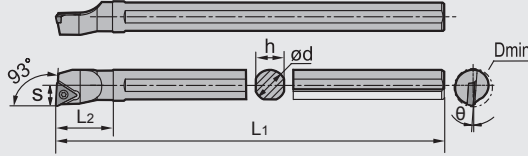
S-Clamping / S-Halter



STUPR/L

Kr:93°



R type
Rechtsausführung



Type Typ	Stock Lager		Dimension (mm) Abmessung							Screw Schraube	Wrench Schlüssel		
	R	L	ØD	ød	s	L ₁	L ₂	h	θ				
C10M-STUPR/L09	○	●	12	10	6	150	20	9	6°	I60M2.2×5.5	WT07IP		
C12Q-STUPR/L09	●	○	16	12	8	180	22	11	4°				
C12Q-STUPR/L11	●	○	16	12	8	180	25	11	4°	I60M2.5×6.5	WT07IP		
C16R-STUPR/L11	○	○	20	16	10	200	27	15	3°				

Applicable insert
Wendeschneidplatten

Application
Anwendung

Extra Finishing
Feinbearbeitung

insert shape
Schneidplattenform

SF



A117

Type Typ		
C*-STUPR/L09		TP**0902**
C*-STUPR/L11		TP**1103**

◆ Toolholder with holes for Coolant · Klemhalter mit Kühlmittelbohrung

● ex stock · ab Lager ○ on demand · auf Anfrage

A

General Turning
Allgemeine Drehbearbeitung

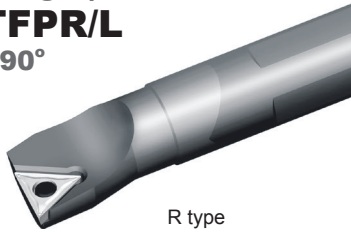
Turning · Drehen

Internal turning tools · Drehwerkzeuge zur Innenbearbeitung

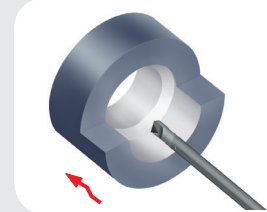
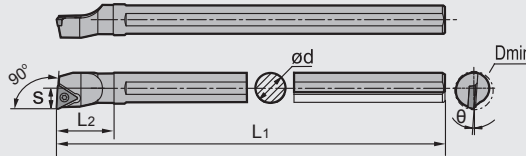
TC** Toolholder · Halter

S-Clamping / S-Halter

STFCR/L
STFPR/L
Kr:90°



R type
Rechtsausführung



Type Typ	Stock Lager		Dimension (mm) Abmessung							Screw Schraube	Wrench Schlüssel		
	R	L	ØD	ød	s	L ₁	L ₂	h	θ				
◆ E08K-STFCR/L 09	○	○	11	8	6	125	-	7.5	-12	I60M2.2×5.5	WT07IP		
◆ E10M-STFCR/L 09	○	○	12	10	7	150	-	9.5	-10				
◆ E12Q-STFCR/L 11	○	○	15	12	9	180	-	11.5	-10	I60M2.5×5.5	WT07IP		
◆ E16R-STFCR/L 11	○	○	18	16	10	200	-	15.5	-8				
◆ E20S-STFCR/L 11	○	○	24	20	13	250	-	19.5	-8				
◆ E20S-STFCR/L 16	○	○	24	20	13	250	-	19.5	-8	I60M3.5×10	WT15IP		
◆ E25T-STFCR/L 16	○	○	31	25	17	300	-	24	-6				
◆ E10M-STFPR/L 11	○	○	12	10	6	150	-	9.5	-5	I60M3.0×7.0	WT08IP		
◆ E12Q-STFPR/L 11	○	○	15	12	8	180	-	11.5	-4				
◆ E16R-STFPR/L 11	○	○	19	16	10	200	-	15.5	-2				
◆ E20S-STFPR/L 11	○	○	24	20	13	250	-	19	-2				

more diameter on demand
Weitere Durchmesser auf Anfrage

Applicable insert
Wendeschneidplatten

Application
Anwendung

Extra Finishing
Feinbearbeitung

insert shape
Schneidplattenform

SF



A117

Type Typ	E*-STFCR/L09	TC**0902**
	E*-STFCR/L11	TC**1103**
	E*-STFCR/L16	TC**16T3**
	E*-STFPR/L11	TP**1103**

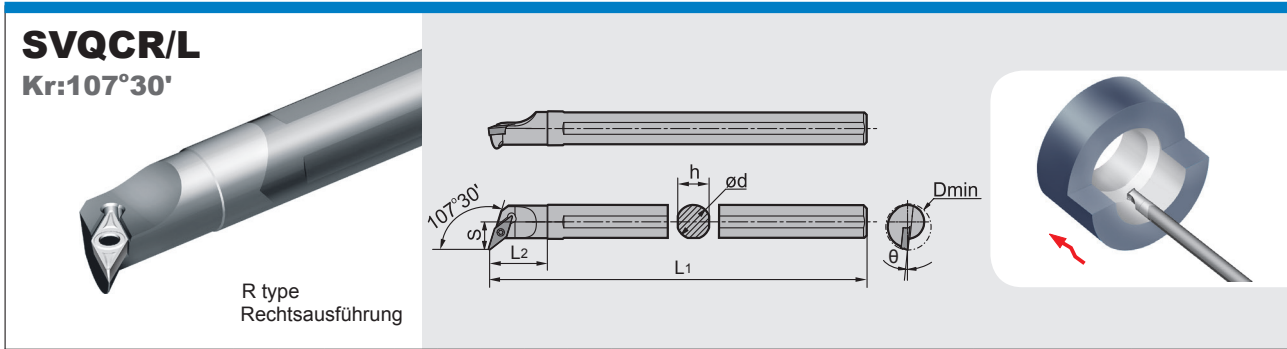
● ex stock · ab Lager ○ on demand · auf Anfrage ◆ Toolholder with holes for coolant · Klemhalter mit Kühlmittelbohrung



VC** Toolholder · Halter




S-Clamping / S-Halter

A

General Turning
Allgemeine Drehbearbeitung



Type Typ	Stock Lager		Dimension (mm) Abmessung							Screw Schraube	Wrench Schlüssel		
	R	L	ØD	ød	s	L1	L2	h	θ				
C16R-SVQCR/L11	●	●	22	16	13	200	28	15	-6°	I60M2.5×6.5	WT07IP		
C20S-SVQCR/L11	●	●	26	20	15	250	32	18	-4°				

Applicable insert Wendeschneidplatten		Extra Finishing Feinbearbeitung	Finishing Schlichten	Al machining Alu Bearbeitung
Application Anwendung		SF 	HF 	LH 
insert shape Schneidplattenform		A118	A118	A119
Type Typ	C*-SVQCR/L11	VC**1103**	VC**1103**	VCGX1103**
	C*-SVUCR/L11	VC**1103**	VC**1103**	VCGX1103**

◆ Toolholder with holes for Coolant · Klemmhalter mit Kühlmittelbohrung ● ex stock · ab Lager ○ on demand · auf Anfrage

Turning · Drehen

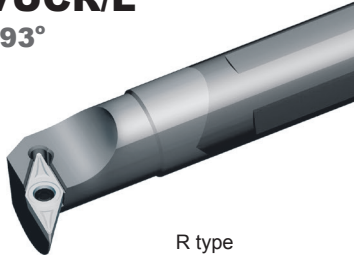
Internal turning tools · Drehwerkzeugen zur Innenbearbeitung

VC** Toolholder · Halter

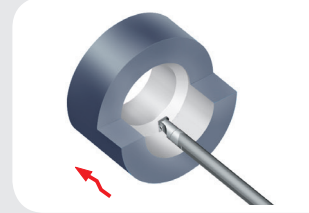
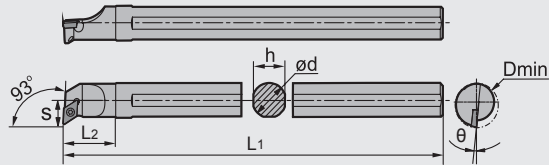
S-Clamping / S-Halter

SVUCR/L

Kr:93°






R type
Rechtsausführung



Type Typ	Stock Lager		Dimension (mm) Abmessung							Screw Schraube	Wrench Schlüssel		
	R	L	ØD	ød	s	L1	L2	h	θ				
C16R-SVUCR/L11	●	●	24	16	15	200	25	15	6°	I60M2.5×6.5	WT07IP		
C20S-SVUCR/L11	●	●	28	20	17	250	30	18	4°				
◆ E16R-SVUCR/L 11	○	○	22	16	13	200	-	15	-6.5°	I60M2.5×6.5	WT07IP		
◆ E20S-SVUCR/L 11	○	○	27	20	13	250	-	18	-6.5°				
◆ E25T-SVUCR/L 16	○	○	35	25	20.5	300	-	23	-6.5°	I60M3.5×10	WT15IP		

more diameter on demand
Weitere Durchmesser auf Anfrage

Applicable insert Wendeschneidplatten		Extra Finishing Feinbearbeitung	Finishing Schlichten	Al machining Alu Bearbeitung
Application Anwendung		SF	HF	LH
insert shape Schneidplattenform		 A118	 A118	 A119
Type Typ	C*-SVUCR/L11	VC**1103**	VC**1103**	VCGX1103**
	E*-SVUCR/L11	VC**1103**	VC**1103**	VCGX1103**

● ex Stock Lager · ab Lager ○ on demand · auf Anfrage

◆ Toolholder with wholes for Coolant · Klemmhalter mit Kühlmittelbohrung

■ Recommended cutting data · Empfohlene Schnittdaten

ISO	Workpiece Materials Werkstückstoff		Hardness · Härte HB	CVD Coating Beschichtung					PVD Coating Beschicht.			Cermet Cermet	Coated cermet Coated cermet	Ceramic Keramik						
				YBC151	YBC251	YBC152	YBC252	YBC351	YBG102	YBG202		YNG151	YNG151C		CA1000	CN2000				
				Feed rate Vorschub (mm/rev)																
				0.1-0.6	0.1-0.8	0.1-0.6	0.1-0.8	0.2-1.0	0.2-0.4	0.1-0.6		0.05-0.2	0.05-0.2			0.1-1.5	0.1-1.5			
				Cutting speed Schnittgeschwindigkeit (m/min)																
				P	Carbon steel Kohlenstoffstahl	C=0.15%	125	430-200	430-190	500-270	480-240	380-165	460-220	380-180		550-350	580-350			800-300
						C=0.35%	150	380-180	410-180	460-250	460-230	300-150	440-210	300-170		500-300	520-300			600-200
						C=0.60%	200	330-150	350-150	400-220	400-200	260-130	380-180	260-150		460-260	480-260			400-150
Alloy steel legierter Stahl	low alloy, annealed geglüht	180	350-170		350-150	400-180	400-200	200-100	380-180	200-120		410-240	430-240			150-180	400-150			
	low alloy, tempered vergütet	275	230-100		210-100	280-150	260-140	140-70	240-120	140-90		300-180	320-180			350-120	300-100			
	low alloy, tempered vergütet	300	210-100		190-70	260-150	240-120	125-60	220-100	125-80		250-170	270-170			300-100	250-80			
High alloy steel Hochlegierter	high alloy, annealed geglüht	200	320-150		260-120	360-190	310-170	175-80	290-150	175-100		350-200	370-200			400-150	350-120			
	high alloy, tempered vergütet	325	140-90		100-50	190-130	150-100	85-40	130-80	85-60		170-110	190-110			300-100	280-80			
Cast steel Stahlguss	Non-Alloy unlegiert	180	240-120		200-100	280-160	250-140	135-75	230-125	135-95		260-170	280-170			600-220				
	Low alloy niedrig legiert	200	230-70		170-60	280-110	220-110	120-80	200-90	120-100		260-170	280-170			400-150				
	High alloy hoch legiert	225	160-70		140-50	210-110	190-100	95-55	170-80	95-55		260-100	280-100			350-120				
ISO	Workpiece Materials Werkstückstoff		Hardness · Härte HB		CVD Coating Beschichtung					PVD Coating Beschicht.			Cermet Cermet	Coated cermet Coated cermet						
				YBM151	YBM153	YBM251	YBM253		YBG202	YBG205		YNG151	YNG151C							
				Feed rate Vorschub (mm/rev)																
				0.2-0.6	0.2-0.6	0.2-0.6	0.2-0.6		0.1-0.3	0.1-0.3		0.05-0.2	0.05-0.2							
M	Stainless steel Rostfreier Stahl	Ferrous Ferrous	200	250-180	280-180	230-140	250-140		240-170	250-170		330-220	350-210							
		Austenite Austenite	260	220-150	250-150	180-110	200-110		180-110	200-100		250-150	270-140							
		Martensite Martensite	330	110-60	130-60	90-50	110-50		120-80	130-80		270-170	290-160							

Turning · Drehen

Application information · Anwendungsinformation

Recommended table of cutting parameters for general turning Empfohlene Schnittparameter für allgemeine Drehbearbeitung

ISO	Workpiece Materials Werkstückstoff		Hardness · Härte HB	CVD Coating Beschichtung				Cermet Cermet	Coated cermet Coated cermet	Ceramic Keramik							
				YBD052	YBD102	YBD152	YBD152C			YNG151	YNG151C	CA1000	CN1000	CN2000			
				Feed rate Vorschub (mm/rev)													
				0.1-0.4	0.1-0.4	0.1-0.5	0.1-0.5		0.1-0.4	0.1-0.4	0.1-1.5	0.1-1.5	0.1-1.5				
				Cutting speed Schnittgeschwindigkeit (m/min)													
K	Malleable cast iron Temperguss	Ferrous Ferrous	130	350-230	330-220	320-105	320-105		280-160	300-180	1200-200	800-600	800-600				
		Pearlite Pearlite	230	250-105	230-100	230-100	230-100		220-120	240-150	1000-200	700-500	700-500				
	Low cast iron Grauguss	180	520-200	480-200	480-190	480-190		400-250	420-270	1200-200	800-600	700-500					
	High cast iron Grauguss	260	230-120	220-115	210-100	210-100		360-240	380-260	1000-200	750-500	800-600					
	Nodular cast iron Nodular cast iron	Ferrous Ferrous	160	310-150	300-150	290-140	290-140		330-190	350-210	800-200	600-450	600-450				
		Pearlite Pearlite	250	230-110	220-105	210-100	210-100		310-200	330-220	700-200	500-350	500-350				
ISO	Workpiece Materials Werkstückstoff		Hardness · Härte HB	PVD Coating Beschichtung		Cemented carbide Hartmetall											
				YBG102	YBG105		YD101										
				Feed rate Vorschub (mm/rev)													
				0.05-0.15		0.05-0.35											
Cutting speed Schnittgeschwindigkeit (m/min)																	
N	Al alloy Al Legierung	No heat treatment keine Wärmebeh.	60			1750-800											
		Heat treatment Wärmebeh.	100			510-250											
	Cast aluminum alloy Alu. leg.	No heat treatment keine Wärmebeh.	75			460-175											
		Heat treatment Wärmebeh.	90			300-110											
	Copper alloy Kupfer leg.	Cu-alloy short chip Cu-Leg. kurzspanend	110			610-205											
		Messing, Bronze Rotguss	90			310-195											
		unalloy electrolytic Copper unlegiert Elektrolyt Kupfer	100			225-115											
S	Ni-base alloy Ni-base alloy	Ni-base alloy Ni-base alloy	40	90-30	100-30	70-20											
I	Other materials Andere Materialien	Hard steel Harte Stahl	45 HRC														
		Super hard steel Super harte Stahl	50~60 HRC														
		Chilled cast iron gekühlt Gusseisen	500														

■ Correctional cutting parameters table of internal turning Schnittparameter Übersicht zur Innendrehbearbeitung

Internal turning tools by P type clamping · Drehwerkzeuge (Innen) P Typ Klemmung

Workpiece material Werkstück Material	Hardness HB Härte	Machining category Anwendung	L/D≤3		L/D=3-4 (Diameter of shank ≥ Φ16mm) (Schaftdurchmesser ≥ Φ16mm)	
			Feed rate Vorschub (mm/rev)	Cutting depth Schnitttiefe (mm)	Feed rate Vorschub (mm/rev)	Cutting depth Schnitttiefe (mm)
P Carbon steel, Alloy steel Kohlenstoff Stahl, Stahlleg. 45#, 42CrMo	HB180—280	Semi-finishing Mittlere Bear.	0.1- 0.25 -0.4	<5.0	0.1- 0.2 -0.3	<4.0
M Stainless steel Rostfreier Stahl 1Cr18Ni9Ti 0Cr18Ni9	≤HB220	Semi-finishing Mittlere Bear.	0.1- 0.2 -0.3	<4.0	0.1- 0.15 -0.25	<3.0
K Cast iron HT250 Gusseisen	HB170—230	Semi-finishing Mittlere Bear.	0.1- 0.25 -0.4	<5.0	0.1- 0.2 -0.3	<4.0

Internal turning tools by S type clamping · Drehwerkzeuge (Innen) S Typ Klemmung

Workpiece material Werkstück Material	Hardness HB Härte	Machining category Anwendung	L/D≤3		L/D=4		L/D=5		L/D=6	
			Feed rate Vorschub (mm/rev)	Cutting depth Schnitttiefe (mm)	Feed rate Vorschub (mm/rev)	Cutting depth Schnitttiefe (mm)	Feed rate Vorschub (mm/rev)	Cutting depth Schnitttiefe (mm)	Feed rate Vorschub (mm/rev)	Cutting depth Schnitttiefe (mm)
P Carbon steel, Alloy steel Kohlenst. Stahl, leg. Stahl 45#, 42CrMo	HB180-280	For finishing Schlichten	0.05- 0.1 -0.15	<0.2	0.05- 0.1 -0.15	<0.2	-	-	-	-
		For semi-finishing Mittlere Bear.	0.15- 0.25 -0.35	<3.0	0.1- 0.15 -0.2	<1.5	-	-	-	-
M Stainless steel Rostfreier Stahl 1Cr18Ni9Ti 0Cr18Ni9	≤HB220	For finishing Schlichten	0.05- 0.1 -0.15	<0.2	0.05- 0.1 -0.15	<0.2	-	-	-	-
		For semi-finishing Mittlere Bear.	0.15- 0.2 -0.25	<2.0	0.1- 0.15 -0.2	<1.0	-	-	-	-
N Al Alloy Al Leg.	---	For finishing Schlichten	0.05- 0.1 -0.15	<0.2	0.05- 0.1 -0.15	<0.2	0.05- 0.1 -0.15	-0.15	0.05- 0.1 -0.15	<0.1
		For semi-finishing Mittlere Bear.	0.05- 0.1 -0.15	<2.0	0.05- 0.1 -0.15	<1.5	0.05- 0.1 -0.15	-1.0	0.05- 0.1 -0.15	<1.0

Antivibration internal turning tools · Antivibrations Drehwerkzeuge (Innen)

Workpiece material Werkstück Material	Machining conditions Anwendung	Chipbreaker Spanbrecher	Grade Sorte	Feed rate Vorschub (mm/rev)	Cutting depth Schnitttiefe (mm)
P Steel HB180—280 Stahl	Finishing Schlichten	SF	YNG151 YNG151C	0.05- 0.2 -0.35	0.05- 0.1-0.3 -0.5
M Stainless steel ≤HB220 Rostfreier Stahl				0.05- 0.2 -0.35	0.05- 0.1-0.3 -0.5
K Cast iron HB170—230 Gusseisen				0.05- 0.2 -0.35	0.05- 0.1-0.3 -0.5

The characters in blue color are recommended cutting parameters.
Die blauen Ziffern sind empfohlene Schnittdaten.